


Name : _____

Multiple Turn: Clockwise & Counterclockwise

- 1) Turn the shape a quarter turn clockwise, then a half turn counterclockwise, then a quarter turn clockwise.




- 2) Turn the shape a half turn clockwise, then a half turn clockwise.



- 3) Turn the shape a quarter turn counterclockwise, then a quarter turn clockwise, then a quarter turn clockwise.

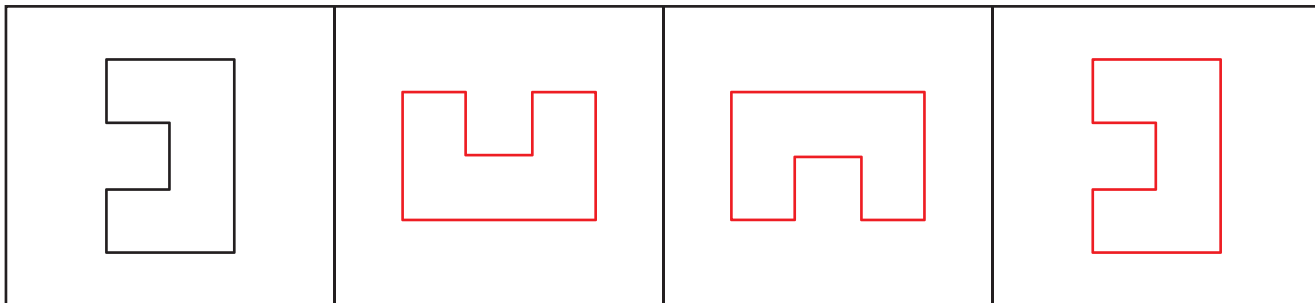


- 4) Turn the shape a half turn clockwise, then a quarter turn counterclockwise, then a half turn counterclockwise.

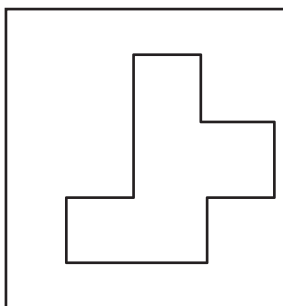


Multiple Turn: Clockwise & Counterclockwise

- 1) Turn the shape a quarter turn clockwise, then a half turn counterclockwise, then a quarter turn clockwise.



- 2) Turn the shape a half turn clockwise, then a half turn clockwise.




PREVIEW

Gain complete access to the largest collection of worksheets in all subjects!

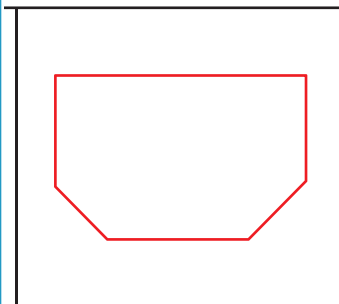
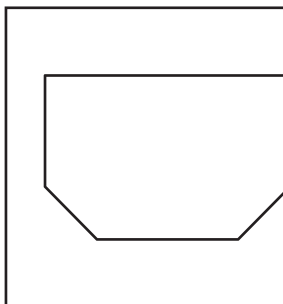
Members, please log in to download this worksheet.

Not a member? Please sign up to gain complete access.

www.mathworksheets4kids.com



- 3) Turn the shape a quarter turn counterclockwise, then a quarter turn clockwise.



- 4) Turn the shape a half turn clockwise, then a quarter turn counterclockwise, then a half turn counterclockwise.

