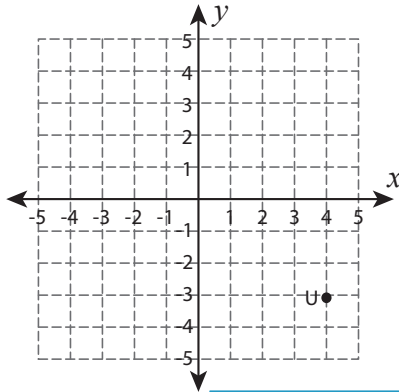


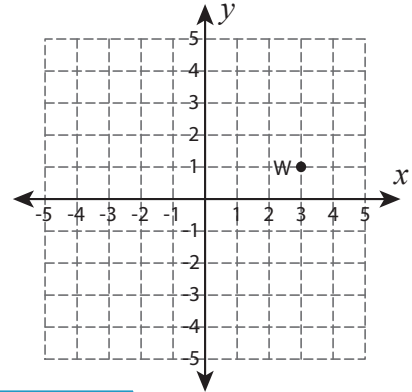
Rotate the point

Graph the new position of each point after rotating it about the origin.

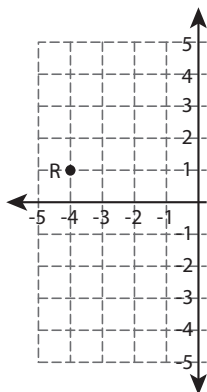
1) 180° rotation



2) 90° counterclockwise rotation



3) 90° clockwise rotation



PREVIEW

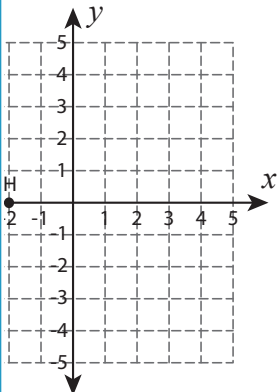
Gain complete access to the largest collection of worksheets in all subjects!

Members, please log in to download this worksheet.

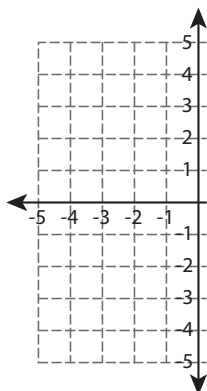
Not a member? Please sign up to gain complete access.

www.mathworksheets4kids.com

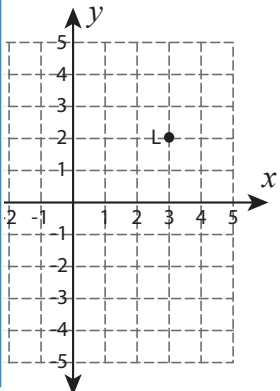
4) _____



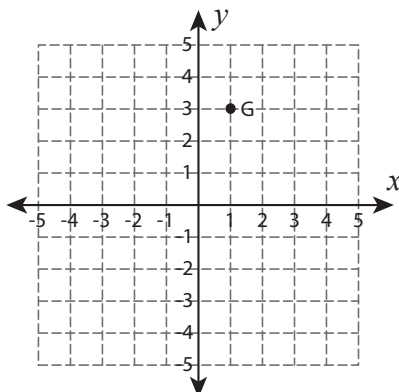
5) 90° counterclockwise rotation



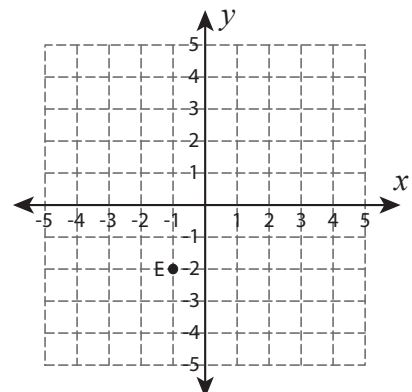
6) _____ rotation



7) 180° rotation



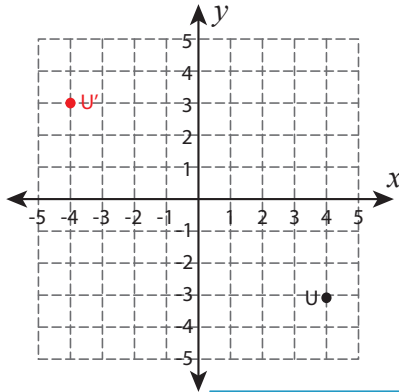
8) 90° counterclockwise rotation



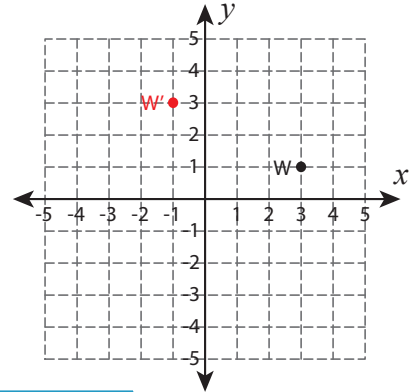
Rotate the point

Graph the new position of each point after rotating it about the origin.

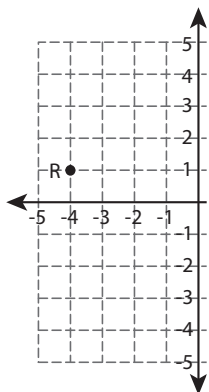
1) 180° rotation



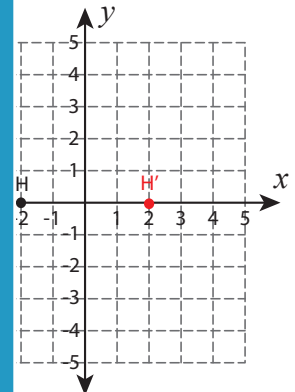
2) 90° counterclockwise rotation



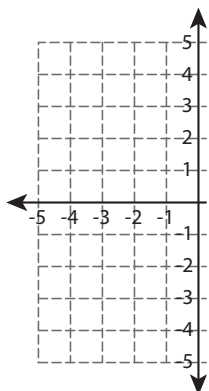
3) 90° clockwise rotation



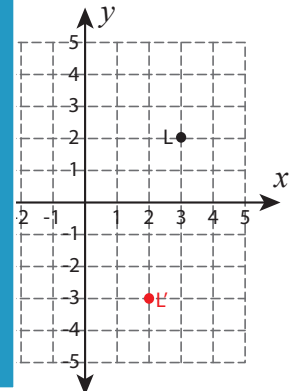
4) 90° clockwise rotation



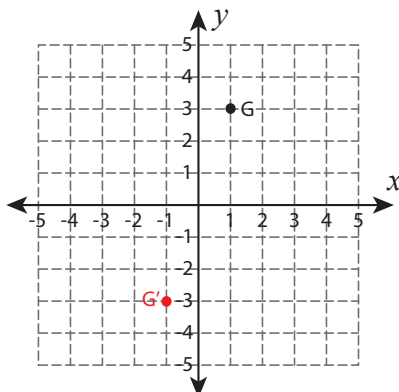
5) 90° counterclockwise rotation



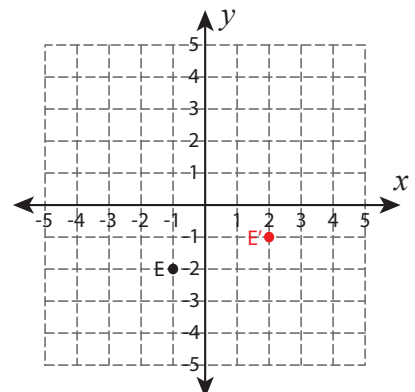
6) 90° clockwise rotation



7) 180° rotation



8) 90° counterclockwise rotation



PREVIEW

Gain complete access to the largest collection of worksheets in all subjects!

Members, please log in to download this worksheet.

Not a member? Please sign up to gain complete access.

www.mathworksheets4kids.com