


Single Turn: Clockwise & Counterclockwise

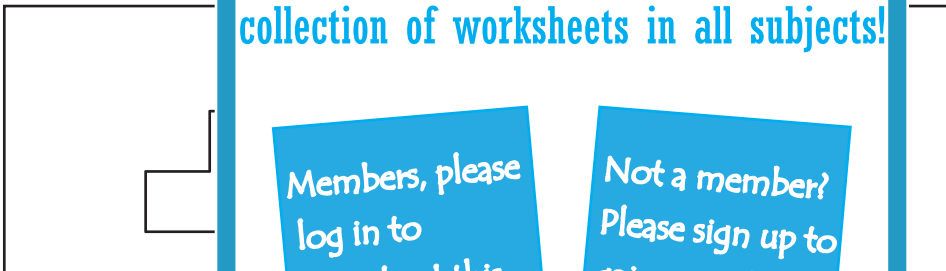
- 1) Turn the shape a half turn counterclockwise.



- 2) Turn the shape a quarter turn clockwise.



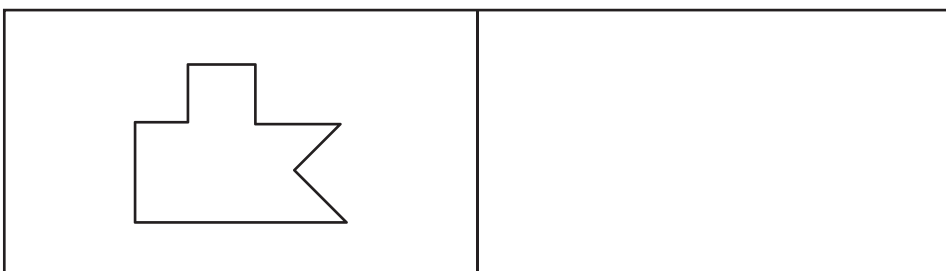
- 3) Turn the shape



- 4) Turn the shape



- 5) Turn the shape a half turn clockwise.



PREVIEW

Gain complete access to the largest collection of worksheets in all subjects!


Members, please log in to download this worksheet.

Not a member? Please sign up to gain complete access.

www.mathworksheets4kids.com

Single Turn: Clockwise & Counterclockwise

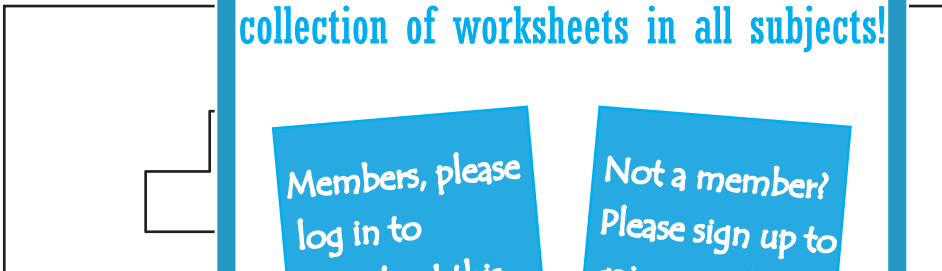
- 1) Turn the shape a half turn counterclockwise.




- 2) Turn the shape a quarter turn clockwise.



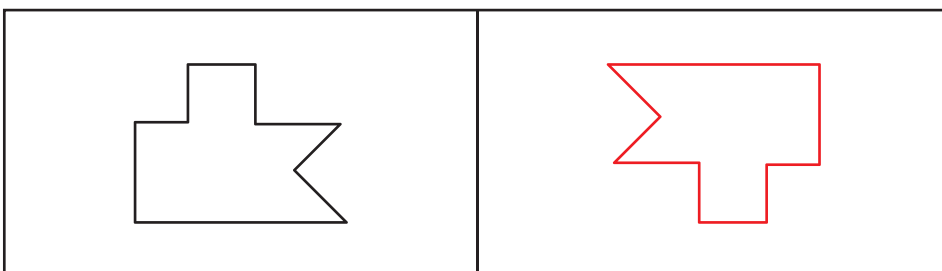
- 3) Turn the shape a quarter turn clockwise.



- 4) Turn the shape a quarter turn clockwise.



- 5) Turn the shape a half turn clockwise.



PREVIEW
Gain complete access to the largest
collection of worksheets in all subjects!

Members, please
log in to
download this
worksheet.

Not a member?
Please sign up to
gain complete
access.

www.mathworksheets4kids.com