


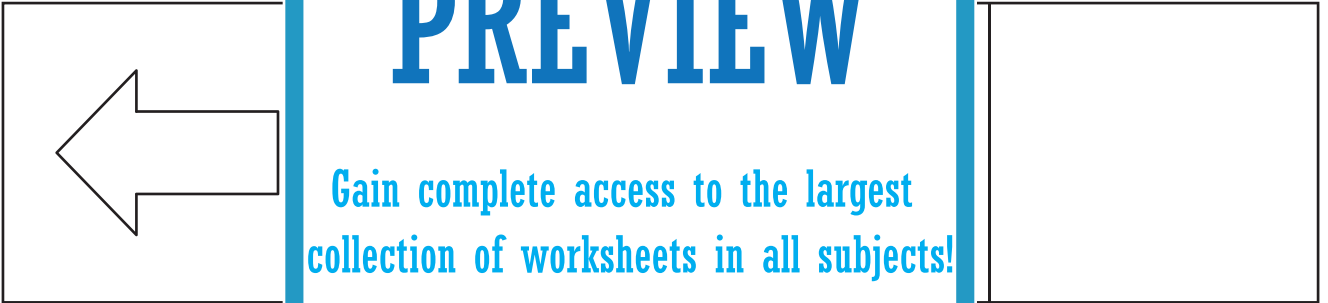
Name : \_\_\_\_\_

## Multiple Turn: Clockwise & Counterclockwise

- 1) Turn the shape a half turn clockwise, then a half turn counterclockwise, then a quarter turn counterclockwise.




- 2) Turn the shape a quarter turn clockwise, then a half turn counterclockwise.



- 3) Turn the shape a quarter turn clockwise, then a half turn counterclockwise, then a quarter turn clockwise.

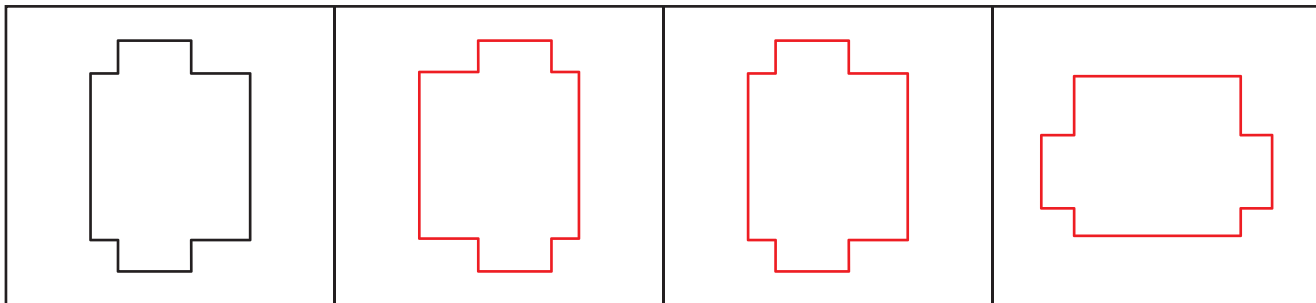


- 4) Turn the shape a half turn counterclockwise, then a quarter turn clockwise, then a quarter turn clockwise.

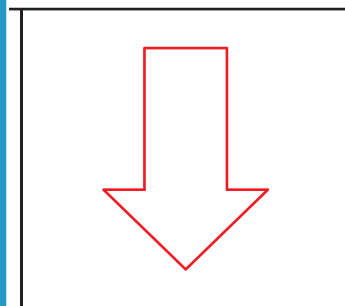
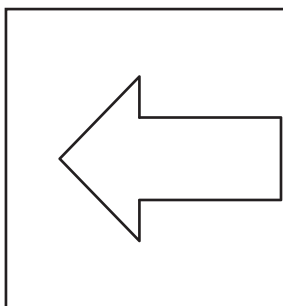


**Multiple Turn: Clockwise & Counterclockwise**

- 1) Turn the shape a half turn clockwise, then a half turn counterclockwise, then a quarter turn counterclockwise.



- 2) Turn the shape a quarter turn clockwise, then a half turn counterclockwise.



**PREVIEW**

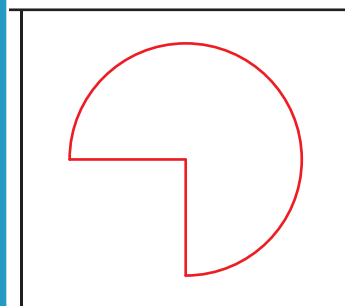
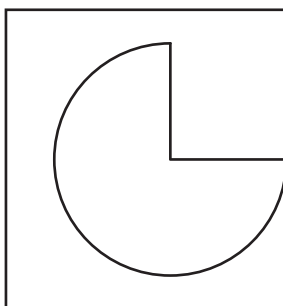
Gain complete access to the largest collection of worksheets in all subjects!

Members, please log in to download this worksheet.

Not a member? Please sign up to gain complete access.

[www.mathworksheets4kids.com](http://www.mathworksheets4kids.com)

- 3) Turn the shape a quarter turn clockwise, then a half turn counterclockwise, then a quarter turn clockwise.



- 4) Turn the shape a half turn counterclockwise, then a quarter turn clockwise, then a quarter turn clockwise.

