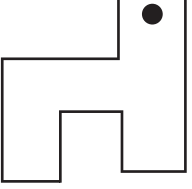
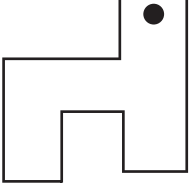
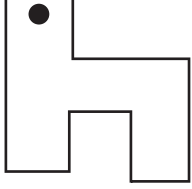
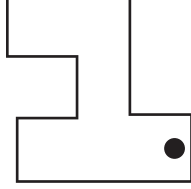
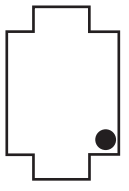
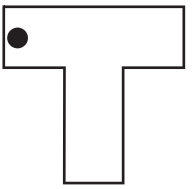
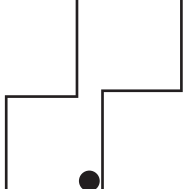
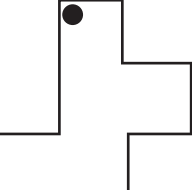
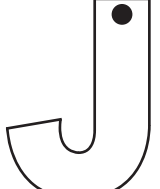


Slide, Flip or Turn

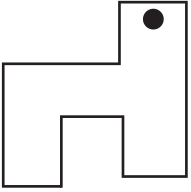
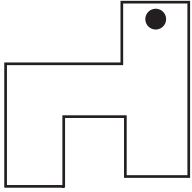
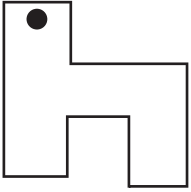
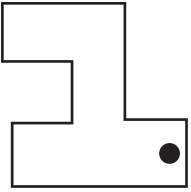


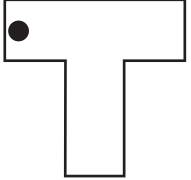

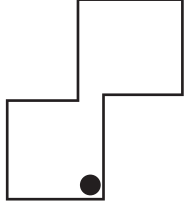
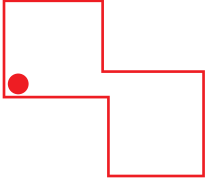
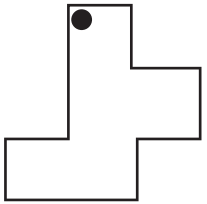
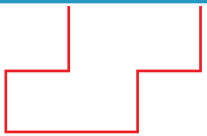


Draw the image obtained when the given figure is slid, flipped and turned.

Figure	Slide	Flip	Turn
1) 			
2) 	<div style="border: 2px solid #0099cc; padding: 10px; text-align: center;"> <h1 style="color: #0099cc; margin: 0;">PREVIEW</h1> <p style="color: #0099cc; font-weight: bold; margin: 5px 0;">Gain complete access to the largest collection of worksheets in all subjects!</p> <div style="display: flex; justify-content: space-around; margin: 10px 0;"> <div style="background-color: #0099cc; color: white; padding: 5px; transform: rotate(-2deg);"> <p>Members, please log in to download this worksheet.</p> </div> <div style="background-color: #0099cc; color: white; padding: 5px; transform: rotate(2deg);"> <p>Not a member? Please sign up to gain complete access.</p> </div> </div> <p style="color: #0099cc; font-size: small; margin: 10px 0;">www.mathworksheets4kids.com</p> </div>		
3) 			
4) 			
5) 			
6) 			

Answer key

Slide, Flip or Turn

Draw the image obtained when the given figure is slid, flipped and turned.

Figure	Slide	Flip	Turn		
1) 					
2) 	<div style="border: 2px solid blue; padding: 10px; text-align: center;"> <h1 style="color: blue; margin: 0;">PREVIEW</h1> <p style="color: blue; font-weight: bold; margin: 5px 0;">Gain complete access to the largest collection of worksheets in all subjects!</p> <div style="display: flex; justify-content: space-around; margin: 10px 0;"> <div style="background-color: #007bff; color: white; padding: 5px; transform: rotate(-2deg);"> <p>Members, please log in to download this worksheet.</p> </div> <div style="background-color: #007bff; color: white; padding: 5px; transform: rotate(2deg);"> <p>Not a member? Please sign up to gain complete access.</p> </div> </div> <p style="color: blue; font-size: small; margin: 10px 0;">www.mathworksheets4kids.com</p> </div>				
3) 					
4) 					
5) 					
6) 