

**Slide, Flip or Turn**

Sheet 2

Recognize how each figure has moved. Write slide, flip or turn.

1)




\_\_\_\_\_

2)



\_\_\_\_\_

3)




\_\_\_\_\_


**PREVIEW**Gain complete access to the largest  
collection of worksheets in all subjects!Members, please  
log in to  
download this  
worksheet.Not a member?  
Please sign up to  
gain complete  
access.[www.mathworksheets4kids.com](http://www.mathworksheets4kids.com)

\_\_\_\_\_

5)

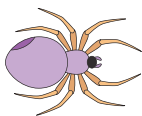


\_\_\_\_\_

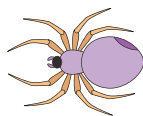


\_\_\_\_\_

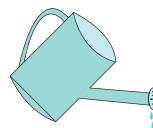
7)



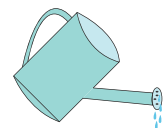
\_\_\_\_\_



8)




\_\_\_\_\_



**Answer key****Slide, Flip or Turn**

Sheet 2

Recognize how each figure has moved. Write slide, flip or turn.

**flip****slide****turn****p****slide****rn****flip****slide**

# PREVIEW

Gain complete access to the largest collection of worksheets in all subjects!

Members, please log in to download this worksheet.

Not a member? Please sign up to gain complete access.

www.mathworksheets4kids.com