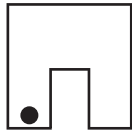


**Slide, Flip or Turn - Shapes**



Recognize how each shape has moved. Write slide, flip or turn.

1)



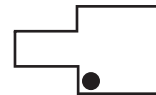
\_\_\_\_\_

2)



\_\_\_\_\_

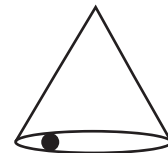
3)



\_\_\_\_\_

\_\_\_\_\_

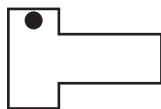
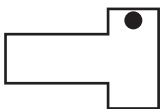
5)



\_\_\_\_\_


\_\_\_\_\_

7)



\_\_\_\_\_

8)



\_\_\_\_\_

# PREVIEW

Gain complete access to the largest collection of worksheets in all subjects!

Members, please log in to download this worksheet.

Not a member? Please sign up to gain complete access.

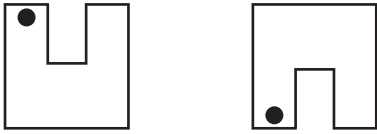
[www.mathworksheets4kids.com](http://www.mathworksheets4kids.com)

**Answer key**

**Slide, Flip or Turn - Shapes**

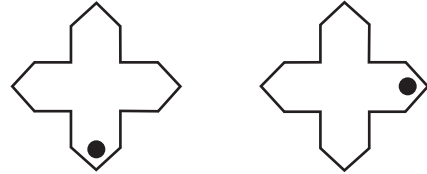
Recognize how each shape has moved. Write slide, flip or turn.

1)



**flip**

2)



**turn**

3)



**slide**

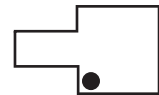
# PREVIEW

Gain complete access to the largest collection of worksheets in all subjects!

Members, please log in to download this worksheet.

Not a member? Please sign up to gain complete access.

www.mathworksheets4kids.com

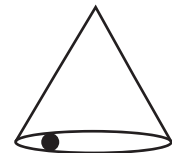


**slide**

5)

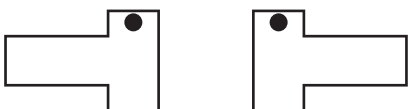


**turn**




**turn**

7)



**flip**

8)



**turn**