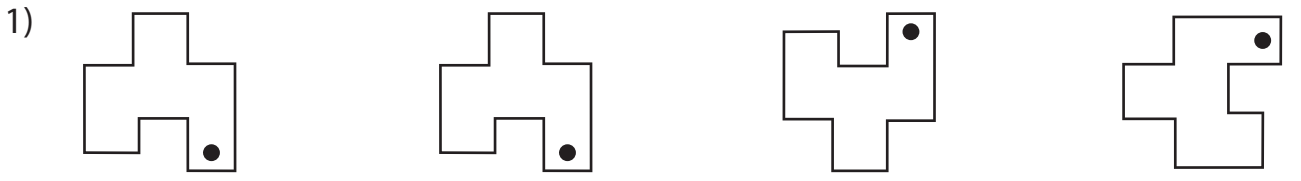


Slide, Flip and Turn

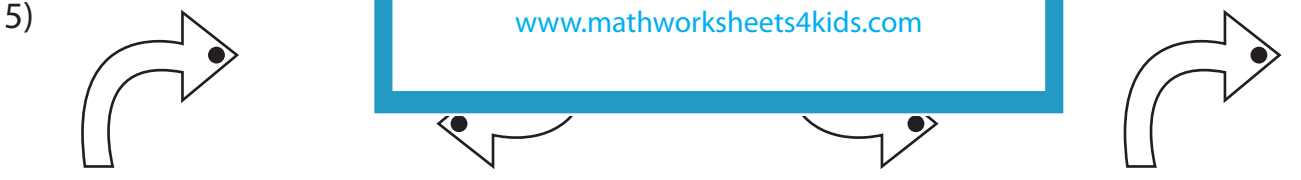
Recognize how each figure has moved. Write slide, flip and turn below the respective images.

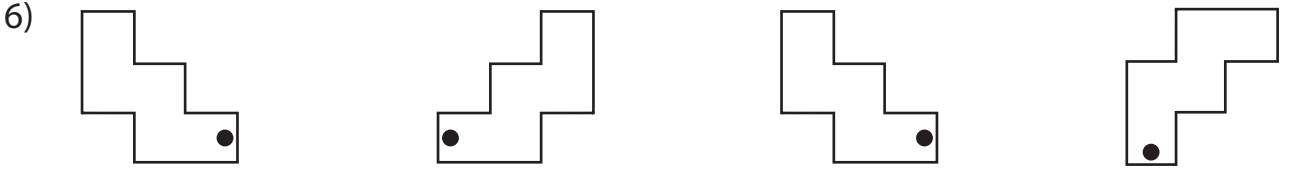












PREVIEW

Gain complete access to the largest collection of worksheets in all subjects!

Members, please log in to download this worksheet.

Not a member? Please sign up to gain complete access.

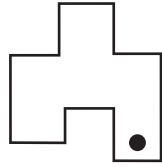
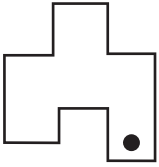
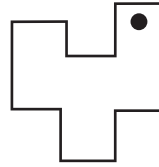
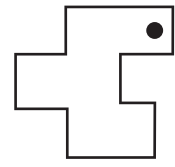
www.mathworksheets4kids.com

Answer key**Slide, Flip and Turn**

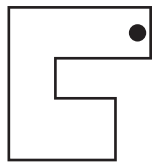
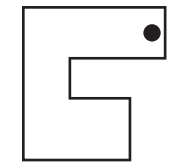
Sheet 1

Recognize how each figure has moved. Write slide, flip and turn below the respective images.

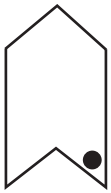
1)

**Slide****Flip****Turn**

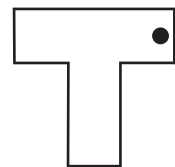
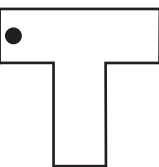
2)

**Slide**


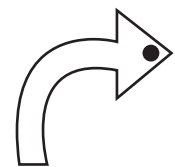
3)

**Flip**

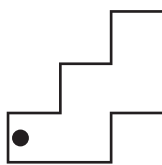
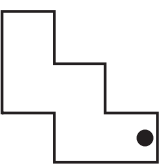
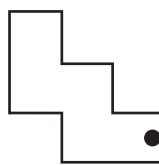
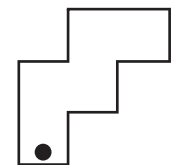
4)

**Flip**

5)

**Turn****Flip****Slide**

6)

**Flip****Slide****Turn****PREVIEW**Gain complete access to the largest
collection of worksheets in all subjects!Members, please
log in to
download this
worksheet.Not a member?
Please sign up to
gain complete
access.www.mathworksheets4kids.com