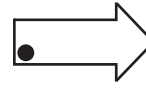
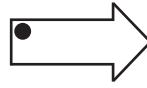
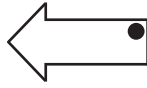
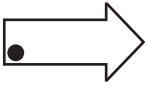


**Slide, Flip and Turn**

Recognize how each figure has moved. Write slide, flip and turn below the respective images.

1)



\_\_\_\_\_

\_\_\_\_\_

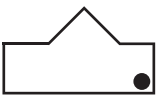
\_\_\_\_\_

2)



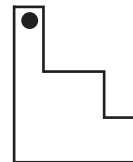
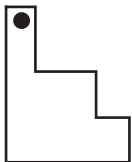
\_\_\_\_\_

3)



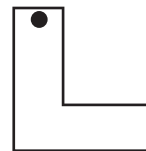
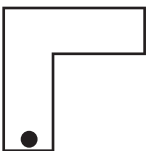
\_\_\_\_\_

4)



\_\_\_\_\_

5)

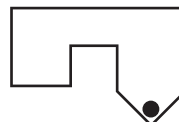
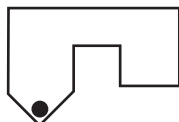


\_\_\_\_\_

\_\_\_\_\_

\_\_\_\_\_

6)



\_\_\_\_\_

\_\_\_\_\_

\_\_\_\_\_

# PREVIEW

Gain complete access to the largest collection of worksheets in all subjects!

Members, please log in to download this worksheet.

Not a member? Please sign up to gain complete access.

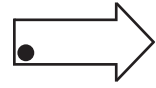
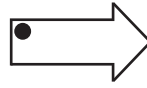
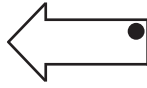
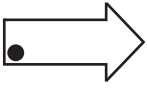
www.mathworksheets4kids.com

**Answer key**

**Slide, Flip and Turn**

Recognize how each figure has moved. Write slide, flip and turn below the respective images.

1)



**Turn**

**Flip**

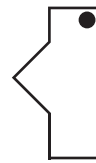
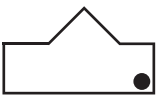
**Slide**

2)



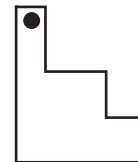
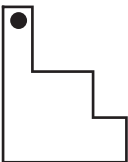
**Flip**

3)



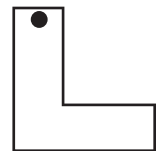
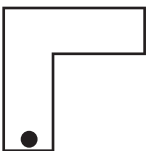
**Turn**

4)



**Slide**

5)

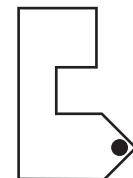
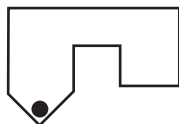


**Turn**

**Slide**

**Flip**

6)



**Slide**

**Flip**

**Turn**

# PREVIEW

Gain complete access to the largest collection of worksheets in all subjects!

Members, please log in to download this worksheet.

Not a member? Please sign up to gain complete access.

www.mathworksheets4kids.com