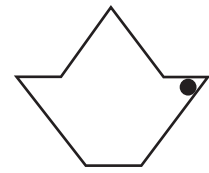
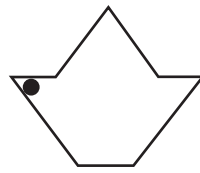
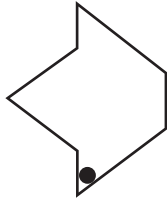
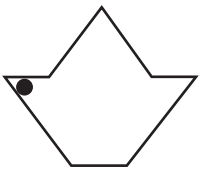


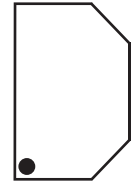

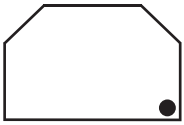
Slide, Flip and Turn

Recognize how each figure has moved. Write slide, flip and turn below the respective images.

1)



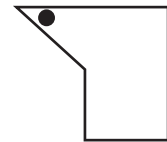
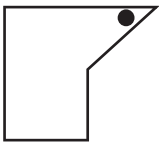
2)



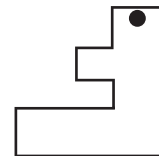
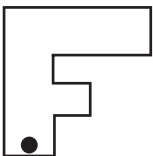
3)



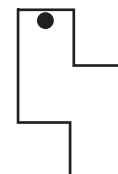
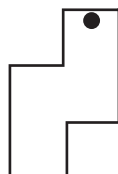
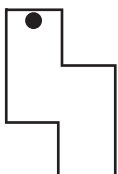
4)



5)



6)



PREVIEW

Gain complete access to the largest collection of worksheets in all subjects!

Members, please log in to download this worksheet.

Not a member? Please sign up to gain complete access.

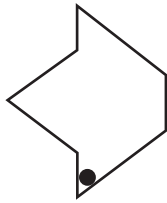
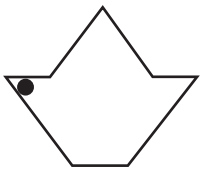
www.mathworksheets4kids.com

Answer key

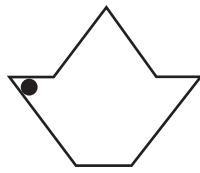
Slide, Flip and Turn

Recognize how each figure has moved. Write slide, flip and turn below the respective images.

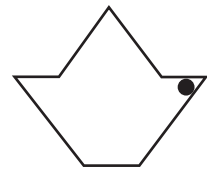
1)



Turn

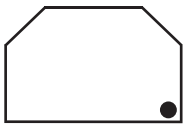


Slide



Flip

2)



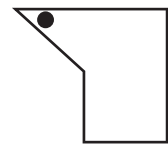
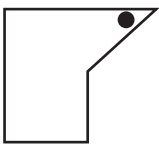
Turn

3)



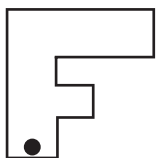
Slide

4)



Flip

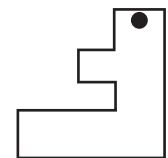
5)



Slide

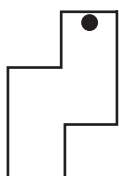
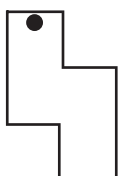


Flip



Turn

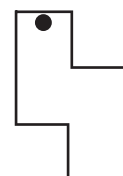
6)



Flip



Turn



Slide

PREVIEW

Gain complete access to the largest collection of worksheets in all subjects!

Members, please log in to download this worksheet.

Not a member? Please sign up to gain complete access.

www.mathworksheets4kids.com