


Translation of a Point


Sheet 2

Graph the new position of each point using the translation given.


1) 8 units right and 5 units down




2) 4 units left and 3 units up




3) 7 units up and 2 units right




4) 6 units up




5) 3 units left



7) 3 units left and 4 units down



8) 5 units right and 5 units up



PREVIEW


Gain complete access to the largest
collection of worksheets in all subjects!

Members, please
log in to
download this
worksheet.


Not a member?
Please sign up to
gain complete
access.

www.mathworksheets4kids.com


10) 5 units down and 8 units right



11) 7 units up and 3 units left



12) 2 units left and 4 units down

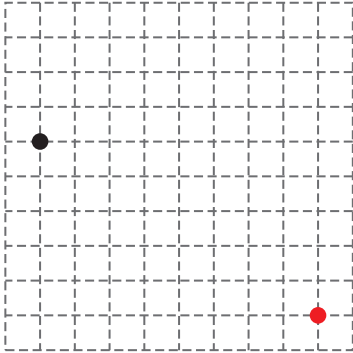


Answer key**Translation of a Point**

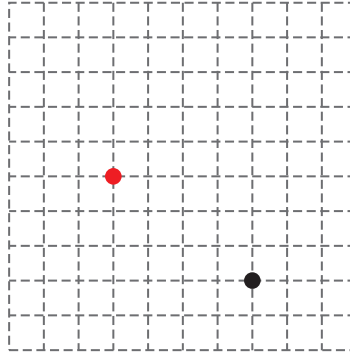
Sheet 2

Graph the new position of each point using the translation given.

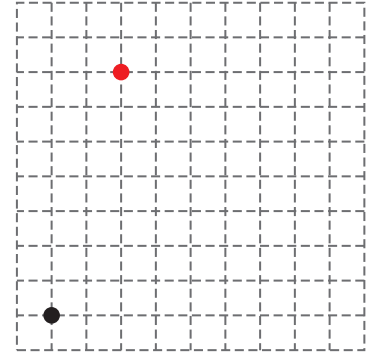
1) 8 units right and 5 units down



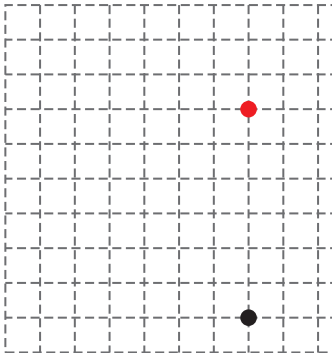
2) 4 units left and 3 units up




3) 7 units up and 2 units right



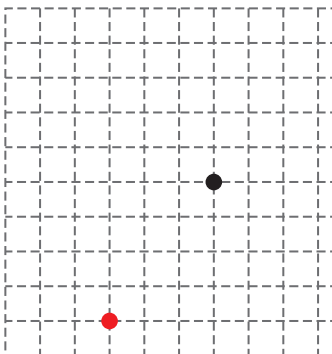
4) 6 units up




5) 3 units left



7) 3 units left and 4 units down



8) 6 units right and 5 units up



PREVIEW

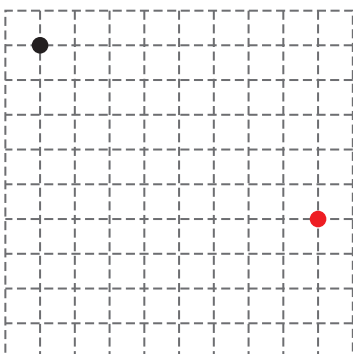
Gain complete access to the largest
collection of worksheets in all subjects!

Members, please
log in to
download this
worksheet.

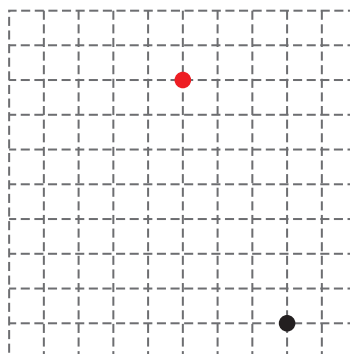
Not a member?
Please sign up to
gain complete
access.

www.mathworksheets4kids.com

10) 5 units down and 8 units right



11) 7 units up and 3 units left



12) 2 units left and 4 units down

