


Translation of a Point


Sheet 3

Graph the new position of each point using the translation given.


1) 6 units down and 6 units left




2) 8 units up and 4 units right




3) 3 units left




4) 2 units up and 8 units right




5) 5 units down and 3 units right



7) 4 units right



8) 2 units up and 4 units left



PREVIEW


Gain complete access to the largest
collection of worksheets in all subjects!

Members, please
log in to
download this
worksheet.


Not a member?
Please sign up to
gain complete
access.

www.mathworksheets4kids.com


10) 8 units left and 7 units down



11) 1 unit down and 3 units left



12) 6 units right and 2 units up

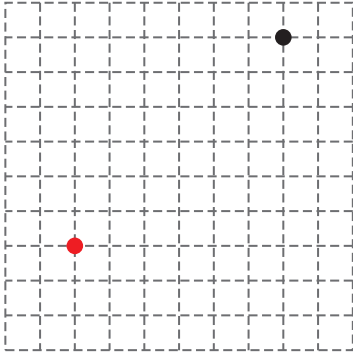


Answer key**Translation of a Point**

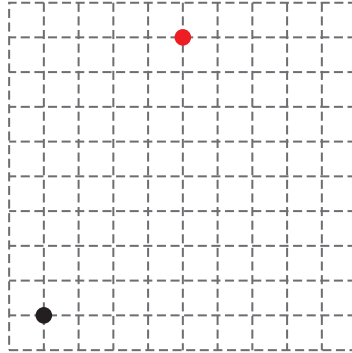
Sheet 3

Graph the new position of each point using the translation given.

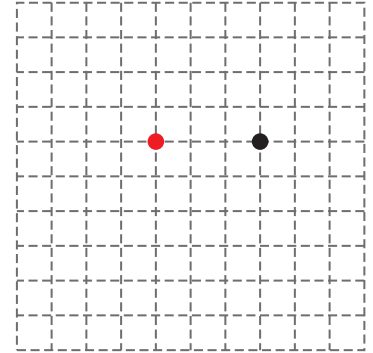
1) 6 units down and 6 units left



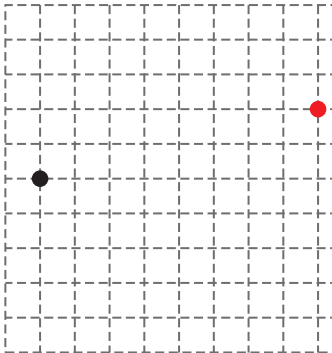
2) 8 units up and 4 units right



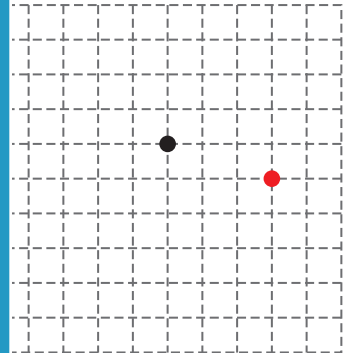
3) 3 units left



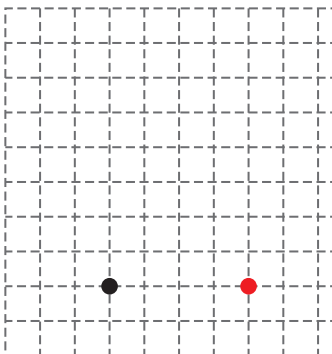
4) 2 units up and 8 units right




5) 1 unit down and 3 units right



7) 4 units right



8) 2 units up and 4 units left



PREVIEW

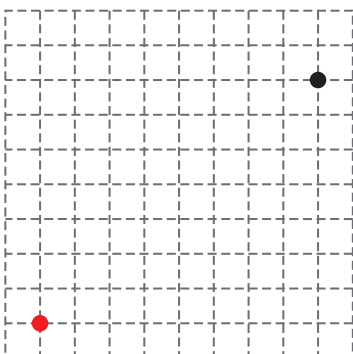
Gain complete access to the largest
collection of worksheets in all subjects!

Members, please
log in to
download this
worksheet.

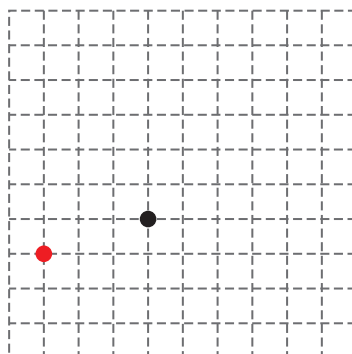
Not a member?
Please sign up to
gain complete
access.

www.mathworksheets4kids.com

10) 8 units left and 7 units down



11) 1 unit down and 3 units left



12) 6 units right and 2 units up

