

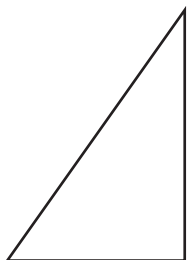
Name : \_\_\_\_\_

## Identifying Triangles

Angles: S2

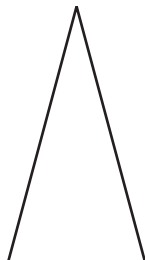
Identify each triangle based on angles. (Acute, Obtuse or Right)

1)

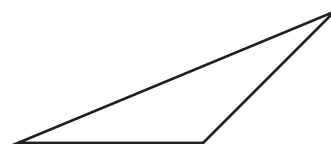


Right triangle

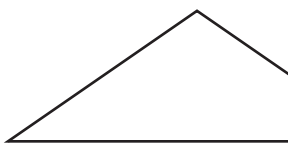
2)



3)



4)



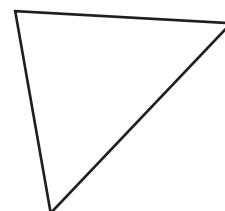
# PREVIEW

Gain complete access to the largest collection of worksheets in all subjects!


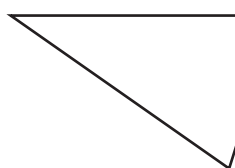
Members, please log in to download this worksheet.

Not a member? Please sign up to gain complete access.

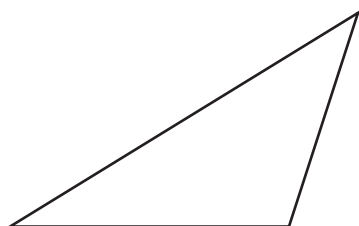
[www.mathworksheets4kids.com](http://www.mathworksheets4kids.com)



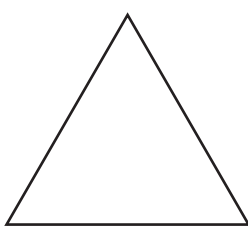
7)



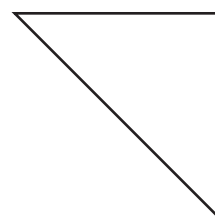
10)



11)



12)



Name : \_\_\_\_\_

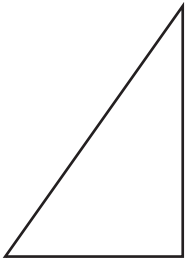
**Answer key**

Angles: S2

**Identifying Triangles**

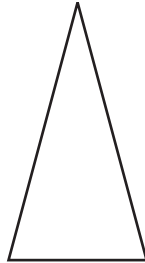
Identify each triangle based on angles. (Acute, Obtuse or Right)

1)



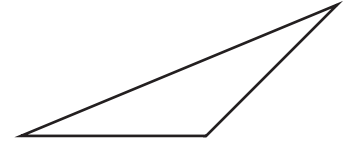
**Right triangle**

2)



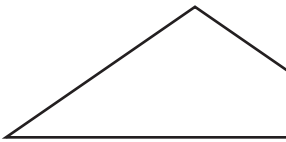
**Acute triangle**

3)



**Obtuse triangle**

4)



**Obtuse triangle**


**PREVIEW**

Gain complete access to the largest collection of worksheets in all subjects!

Members, please log in to download this worksheet.

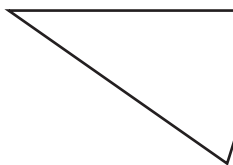
Not a member? Please sign up to gain complete access.

[www.mathworksheets4kids.com](http://www.mathworksheets4kids.com)




**Acute triangle**

7)

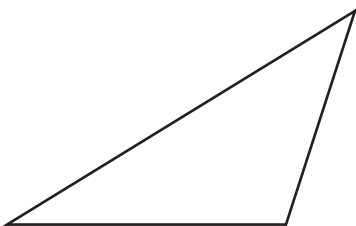


**Acute triangle**



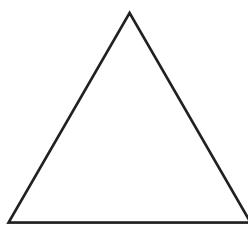
**Right triangle**

10)



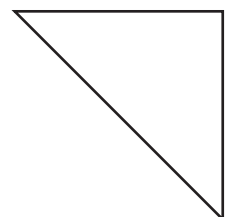
**Obtuse triangle**

11)



**Acute triangle**

12)



**Right triangle**