

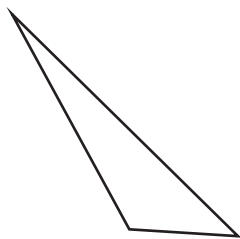
Name : _____

Identifying Triangles

Angles: 55

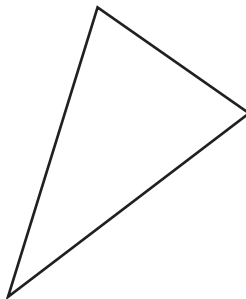
Identify each triangle based on angles. (Acute, Obtuse or Right)

1)

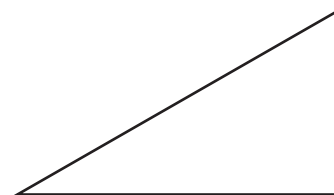


Obtuse triangle

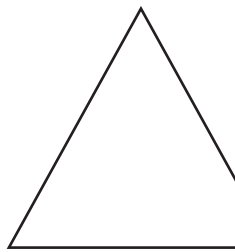
2)



3)



4)



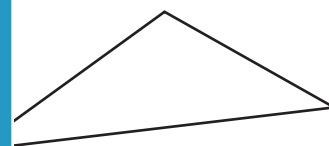
PREVIEW

Gain complete access to the largest collection of worksheets in all subjects!

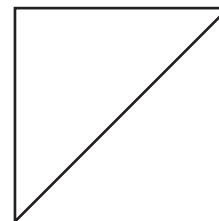
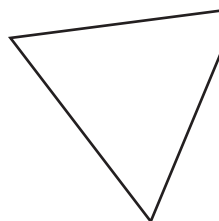
Members, please log in to download this worksheet.

Not a member? Please sign up to gain complete access.

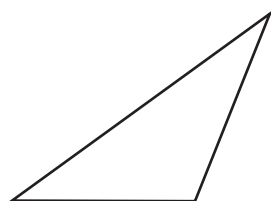
www.mathworksheets4kids.com




7)



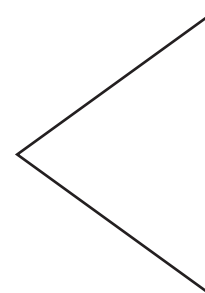
10)



11)



12)



Name : _____

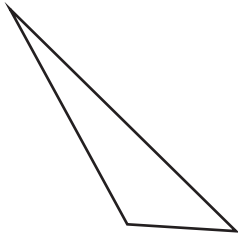
Answer key

Identifying Triangles

Angles: 55

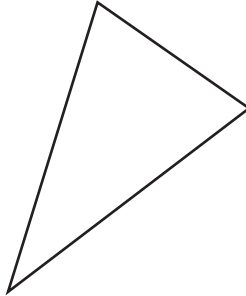
Identify each triangle based on angles. (Acute, Obtuse or Right)

1)



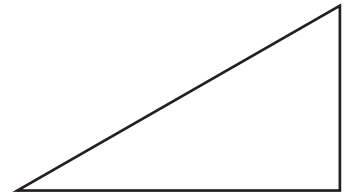
Obtuse triangle

2)



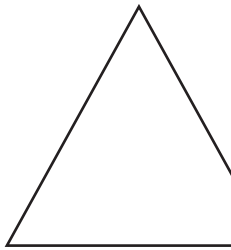
Acute triangle

3)



Right triangle

4)



Acute triangle

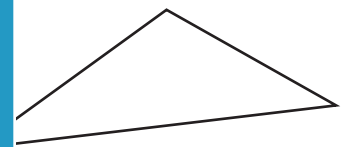
PREVIEW

Gain complete access to the largest collection of worksheets in all subjects!

Members, please log in to download this worksheet.

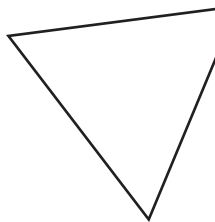
Not a member? Please sign up to gain complete access.

www.mathworksheets4kids.com




Obtuse triangle

7)

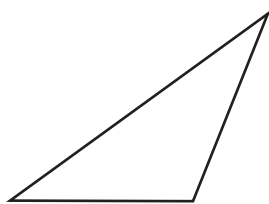


Acute triangle




Right triangle

10)



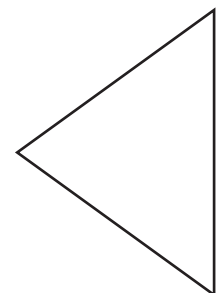
Obtuse triangle

11)



Right triangle

12)



Acute triangle