

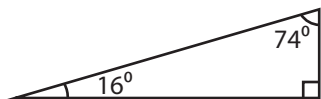
Name : _____

Identifying Triangles

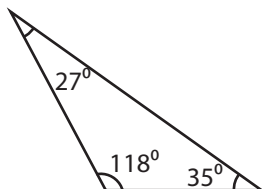
Angles - Numerals: S2

Identify each triangle based on angles. (Acute, Obtuse or Right)

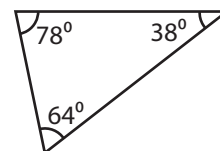
1)



2)

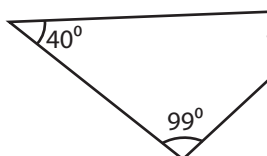


3)



Right triangle

4)



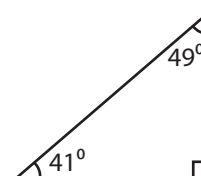
PREVIEW

Gain complete access to the largest collection of worksheets in all subjects!

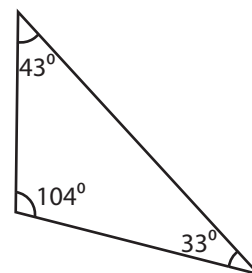
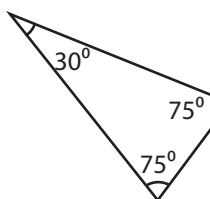
Members, please log in to download this worksheet.

Not a member? Please sign up to gain complete access.

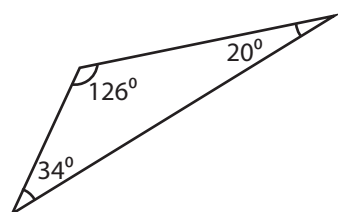
www.mathworksheets4kids.com



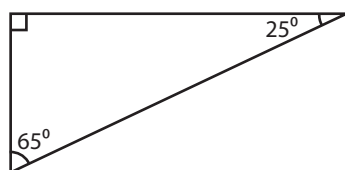
7)



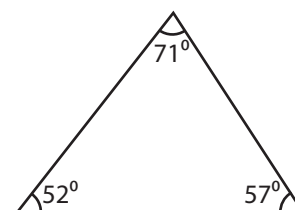
10)



11)



12)



Name : _____

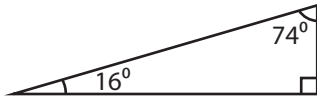
Answer key

Identifying Triangles

Angles - Numerals: S2

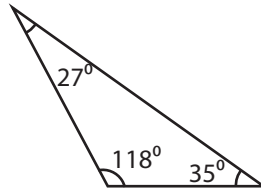
Identify each triangle based on angles. (Acute, Obtuse or Right)

1)



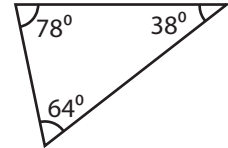
Right triangle

2)



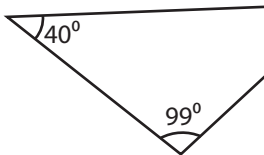
Obtuse triangle

3)



Acute triangle

4)



Obtuse triangle

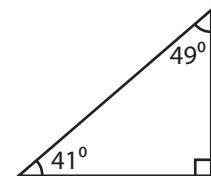
PREVIEW

Gain complete access to the largest collection of worksheets in all subjects!

Members, please log in to download this worksheet.

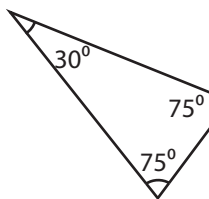
Not a member? Please sign up to gain complete access.

www.mathworksheets4kids.com

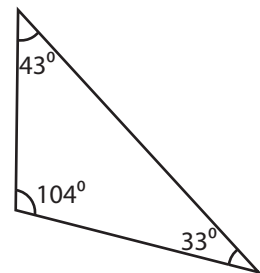


Right triangle

7)

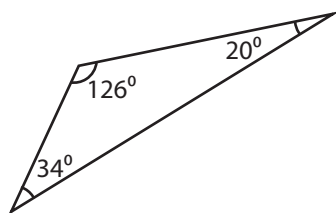


Acute triangle



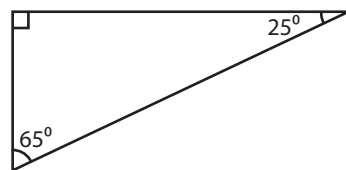
Obtuse triangle

10)



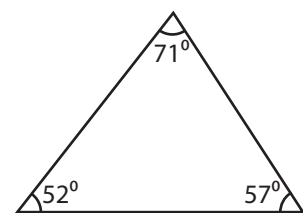
Obtuse triangle

11)



Right triangle

12)



Acute triangle