

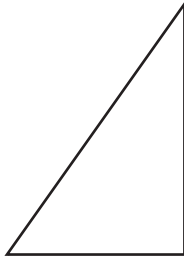
Name : _____

Angles: S2

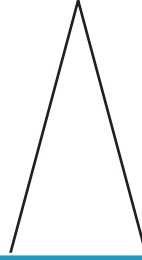
Identifying Triangles

Identify each triangle based on angles. (Acute, Obtuse or Right)

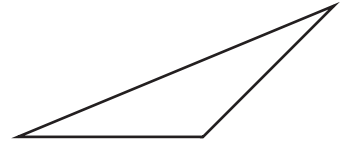
1)



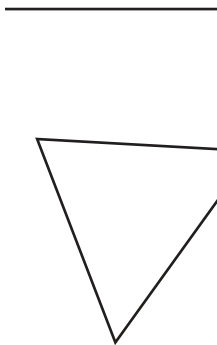
2)



3)



4)



PREVIEW

Access the largest collection of
worksheets for just **\$19.95** per year!

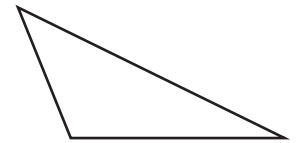
Members, please
log in to
download this
worksheet.

Log in

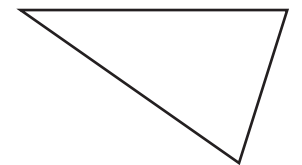

Not a member?
Please sign up to
gain complete
access.

Sign up

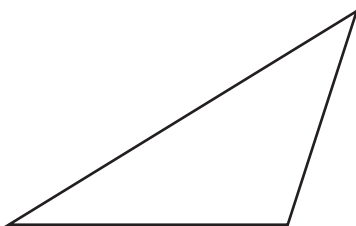
www.mathworksheets4kids.com



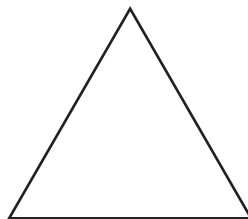
7)



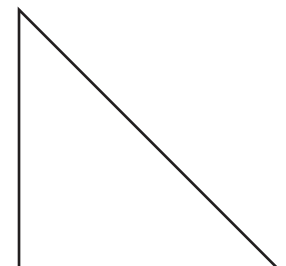
10)



11)



12)



Name : _____

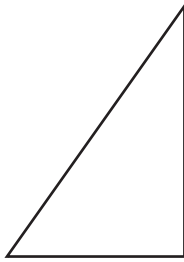
Answer key

Angles: S2

Identifying Triangles

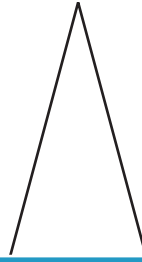
Identify each triangle based on angles. (Acute, Obtuse or Right)

1)



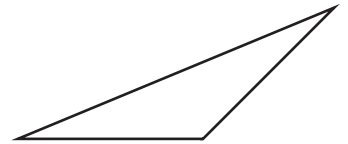
Right triangle

2)



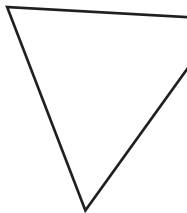
Acute triangle

3)



Obtuse triangle

4)



Acute triangle

PREVIEW

Access the largest collection of worksheets for just **\$19.95** per year!

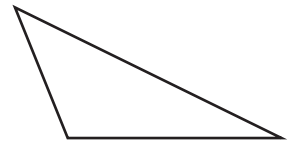
Members, please log in to download this worksheet.

Log in

Not a member? Please sign up to gain complete access.


Sign up

www.mathworksheets4kids.com

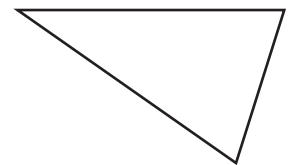


Obtuse triangle

7)

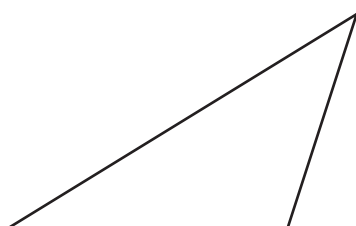


Right triangle



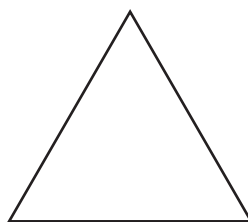
Acute triangle

10)



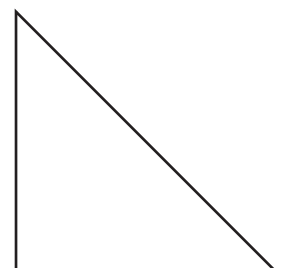
Obtuse triangle

11)



Acute triangle

12)



Right triangle