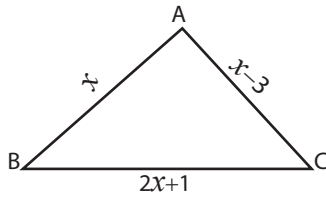


Triangle - Computing Sides

Example:



Perimeter = 58 yd

Perimeter = Sum of length of the sides

$$58 \text{ yd} = x - 3 + x + 2x + 1$$

$$58 \text{ yd} = 4x - 2$$

$$4x = 58 + 2$$

$$x = \frac{60}{4} = 15 \text{ yd}$$

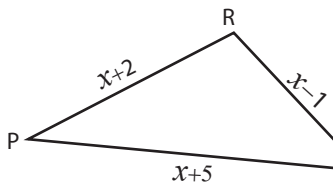
$$\overline{AB} = x = 15 \text{ yd}$$

$$\overline{BC} = 2x + 1 = 30 + 1 = 31 \text{ yd}$$

$$\overline{AC} = x - 3 = 15 - 3 = 12 \text{ yd}$$

Find the value of x and compute the length of the sides for each triangle.

1)



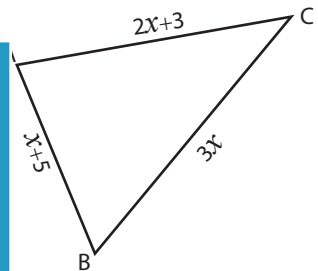
Perimeter = 36 ft ; $x =$ _____

$\overline{PQ} =$ _____ ; $\overline{QR} =$ _____ ; $\overline{PR} =$ _____

2)

B

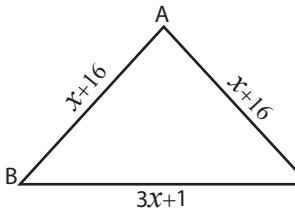
3)



Perimeter = 50 in ; $x =$ _____

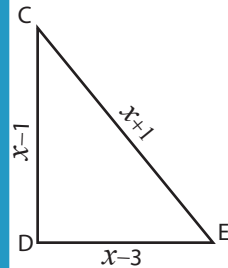
$\overline{AB} =$ _____ ; $\overline{BC} =$ _____ ; $\overline{AC} =$ _____

4)



Perimeter = 103 in ; $x =$ _____

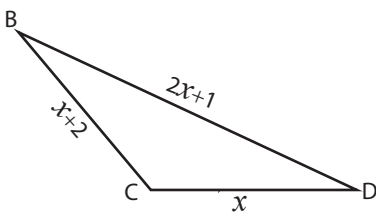
$\overline{AB} =$ _____ ; $\overline{BC} =$ _____ ; $\overline{AC} =$ _____



Perimeter = 12 yd ; $x =$ _____

$\overline{CD} =$ _____ ; $\overline{DE} =$ _____ ; $\overline{CE} =$ _____

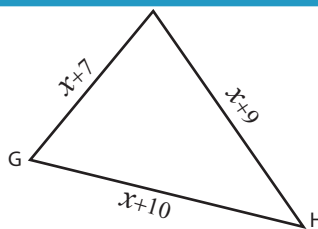
7)



Perimeter = 19 yd ; $x =$ _____

$\overline{BC} =$ _____ ; $\overline{CD} =$ _____ ; $\overline{BD} =$ _____

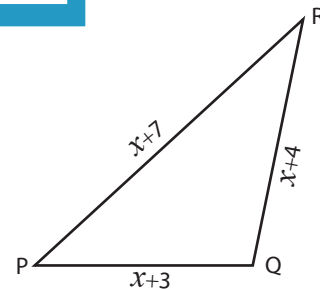
8)



Perimeter = 44 in ; $x =$ _____

$\overline{GH} =$ _____ ; $\overline{HI} =$ _____ ; $\overline{GI} =$ _____

9)



Perimeter = 50 ft ; $x =$ _____

$\overline{PQ} =$ _____ ; $\overline{QR} =$ _____ ; $\overline{PR} =$ _____

PREVIEW

Access the largest collection of
worksheets for just **\$19.95** per year!

Members, please
log in to
download this
worksheet.

Log in

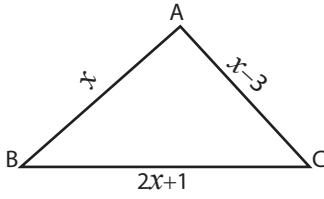
Not a member?
Please sign up to
gain complete
access.

Sign up

www.mathworksheets4kids.com

Triangle - Computing Sides

Example:



Perimeter = 58 yd

Perimeter = Sum of length of the sides

$$58 \text{ yd} = x - 3 + x + 2x + 1$$

$$58 \text{ yd} = 4x - 2$$

$$4x = 58 + 2$$

$$x = \frac{60}{4} = 15 \text{ yd}$$

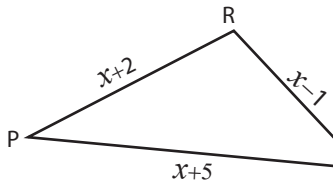
$$\overline{AB} = x = 15 \text{ yd}$$

$$\overline{BC} = 2x + 1 = 30 + 1 = 31 \text{ yd}$$

$$\overline{AC} = x - 3 = 15 - 3 = 12 \text{ yd}$$

Find the value of x and compute the length of the sides for each triangle.

1)



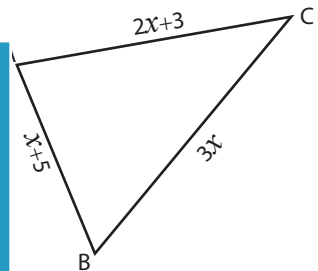
Perimeter = 36 ft ; $x = 10 \text{ ft}$

$\overline{PQ} = 15 \text{ ft}$; $\overline{QR} = 9 \text{ ft}$; $\overline{PR} = 11 \text{ ft}$

2)

B

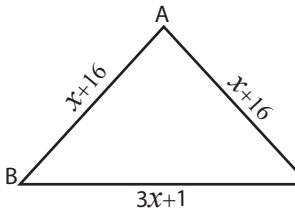
3)



Perimeter = 50 in ; $x = 7 \text{ in}$

$\overline{AB} = 12 \text{ in}$; $\overline{BC} = 21 \text{ in}$; $\overline{AC} = 17 \text{ in}$

4)



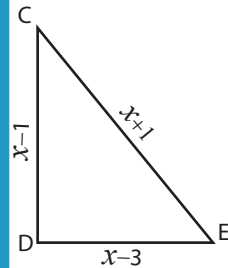
Perimeter = 103 in ; $x = 14 \text{ in}$

$\overline{AB} = 30 \text{ in}$; $\overline{BC} = 43 \text{ in}$; $\overline{AC} = 30 \text{ in}$

8)

G

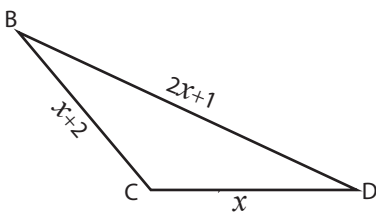
9)



Perimeter = 12 yd ; $x = 5 \text{ yd}$

$\overline{CD} = 4 \text{ yd}$; $\overline{DE} = 2 \text{ yd}$; $\overline{CE} = 6 \text{ yd}$

7)



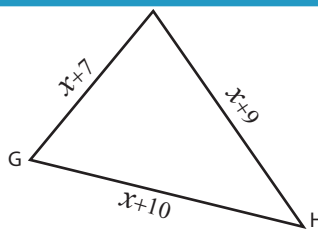
Perimeter = 19 yd ; $x = 4 \text{ yd}$

$\overline{BC} = 6 \text{ yd}$; $\overline{CD} = 4 \text{ yd}$; $\overline{BD} = 9 \text{ yd}$

8)

G

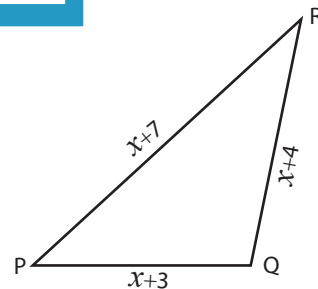
9)



Perimeter = 44 in ; $x = 6 \text{ in}$

$\overline{GH} = 16 \text{ in}$; $\overline{HI} = 15 \text{ in}$; $\overline{GI} = 13 \text{ in}$

9)



Perimeter = 50 ft ; $x = 12 \text{ ft}$

$\overline{PQ} = 15 \text{ ft}$; $\overline{QR} = 16 \text{ ft}$; $\overline{PR} = 19 \text{ ft}$

PREVIEW

Access the largest collection of worksheets for just **\$19.95** per year!

Members, please log in to download this worksheet.

Log in

Not a member? Please sign up to gain complete access.

Sign up

www.mathworksheets4kids.com