

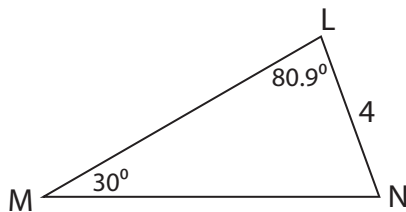
Name : \_\_\_\_\_

## Missing Sides

Sheet 3

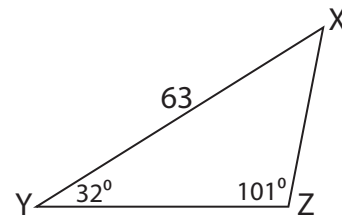
Find the measure of each indicated side. Round your answer to the nearest tenth.

1)

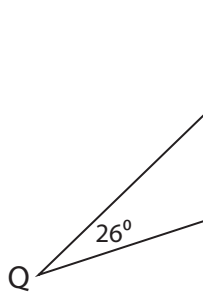


MN = \_\_\_\_\_

2)



3)



QR = \_\_\_\_\_

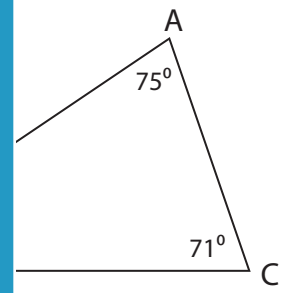
**PREVIEW**

Gain complete access to the largest collection of worksheets in all subjects!

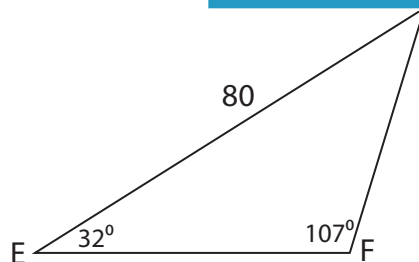
Members, please log in to download this worksheet.

Not a member? Please sign up to gain complete access.

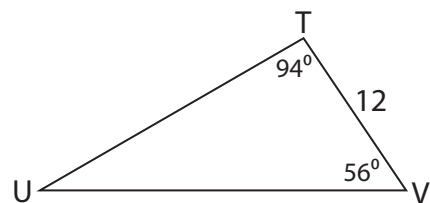
[www.mathworksheets4kids.com](http://www.mathworksheets4kids.com)



5)



EF = \_\_\_\_\_

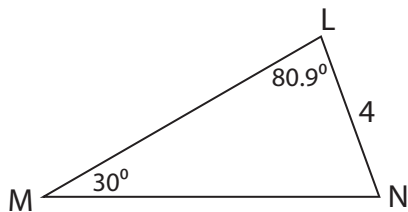


UV = \_\_\_\_\_

**Missing Sides**

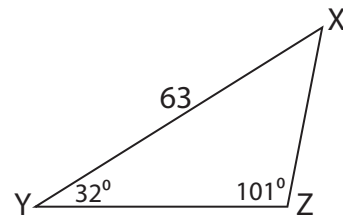
Find the measure of each indicated side. Round your answer to the nearest tenth.

1)

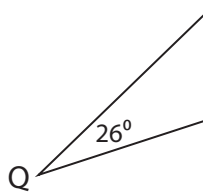


MN = \_\_\_\_\_

2)

**34**

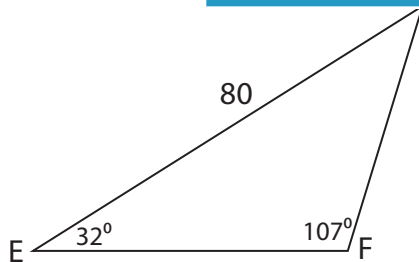
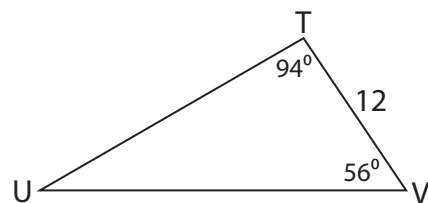
3)



QR = \_\_\_\_\_

**20.7**

5)

EF = **54.9**UV = **23.9****PREVIEW**

Gain complete access to the largest  
collection of worksheets in all subjects!

Members, please  
log in to  
download this  
worksheet.

Not a member?  
Please sign up to  
gain complete  
access.

[www.mathworksheets4kids.com](http://www.mathworksheets4kids.com)