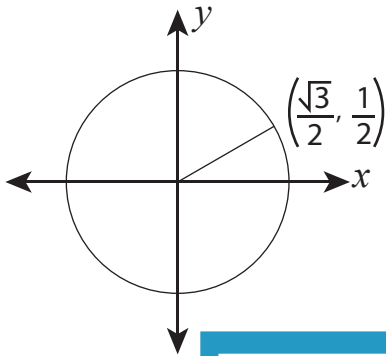


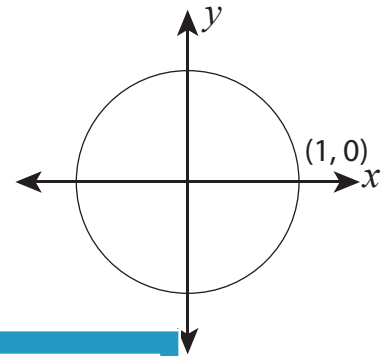
Finding Angles

Use the unit circle to find the measure of angle formed by the terminal side.

1)



2)



PREVIEW

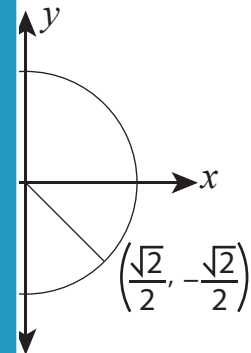
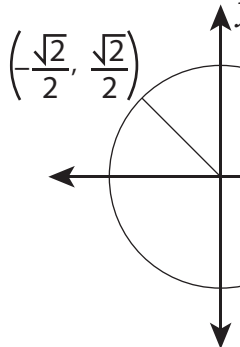
Gain complete access to the largest
collection of worksheets in all subjects!

Members, please
log in to
download this
worksheet.

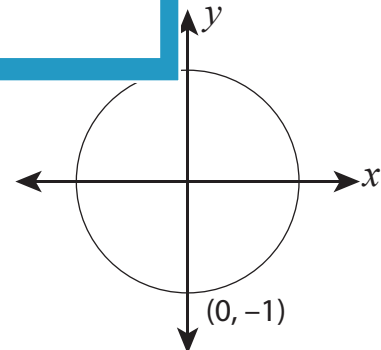
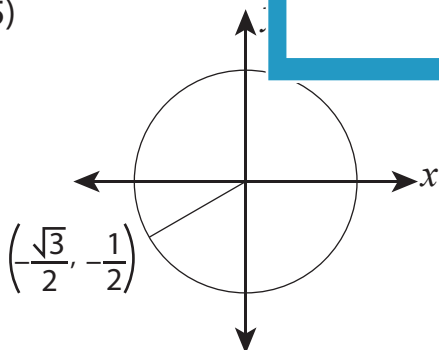
Not a member?
Please sign up to
gain complete
access.

www.mathworksheets4kids.com

3)



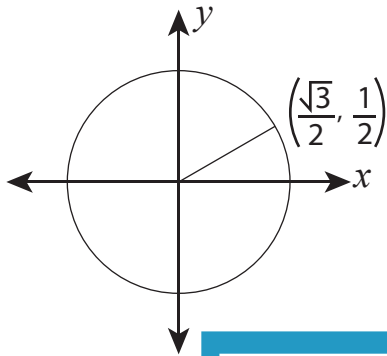
5)



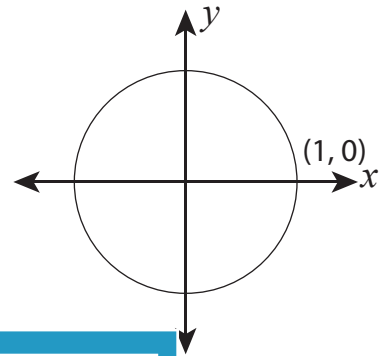
Finding Angles

Use the unit circle to find the measure of angle formed by the terminal side.

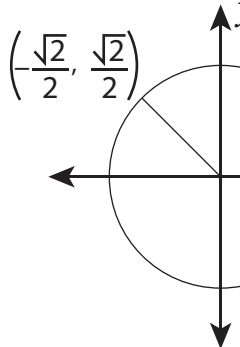
1)

 30° or

2)

or 0

3)

 135° or

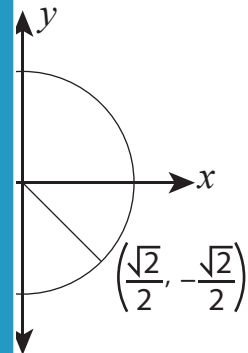
PREVIEW

Gain complete access to the largest collection of worksheets in all subjects!

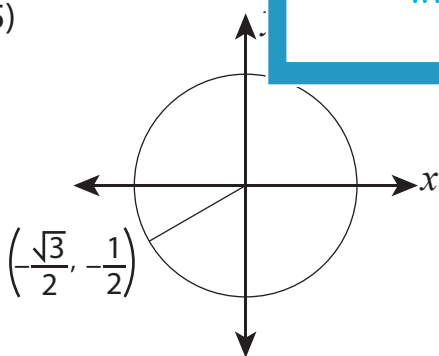
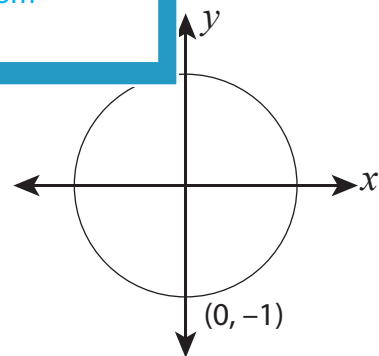
Members, please log in to download this worksheet.

Not a member? Please sign up to gain complete access.

www.mathworksheets4kids.com

or $\frac{7\pi}{4}$

5)

 210° or $\frac{7\pi}{6}$  270° or $\frac{3\pi}{2}$