

Name : _____



Valentine's Day Bingo



PREVIEW

- * Print a bingo card and cut out the pictures for each player.
- * The player who is called up and glue them to the bingo card.
- * Do not call out numbers until the pictures are glued.
- * Make an array of numbers and put them on the bingo card.
- * Each player has a hat with the numbers 1-25.
- * The caller draws a bingo image from the hat at random.
- * The players mark off the number called by placing the candy on it.
- * Keep playing until a player gets a predetermined bingo. (horizontal, vertical or diagonal)

Members, please
log in to
download this
worksheet.

Not a member?
Please sign up to
gain complete
access.

www.mathworksheets4kids.com

Name : _____

Valentine's Day Bingo



B

I

N

G

O

PREVIEW

Gain complete access to the largest collection of worksheets in all subjects!



Members, please log in to download this worksheet.

Not a member? Please sign up to gain complete access.

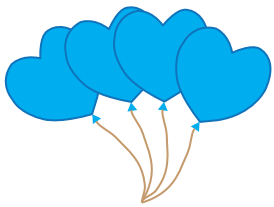
www.mathworksheets4kids.com

Name : _____

Valentine's Day Bingo



I




PREVIEW

Gain complete access to the largest collection of worksheets in all subjects!

Members, please log in to download this worksheet.




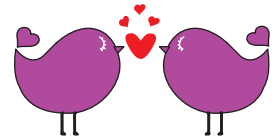
Not a member? Please sign up to gain complete access.

www.mathworksheets4kids.com



Members, please log in to download this worksheet.

Not a member? Please sign up to gain complete access.



love

February 2019						
Sunday	Monday	Tuesday	Wednesday	Thursday	Friday	Saturday
					1	2
3	4	5	6	7	8	9
10	11	12	13	14 Valentine's Day	15	16
17	18 Presidents Day	19	20	21	22	23
24	25	26	27	28		