

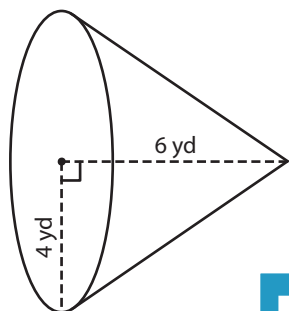
Name : _____

Volume - Cone

Integers: ES6

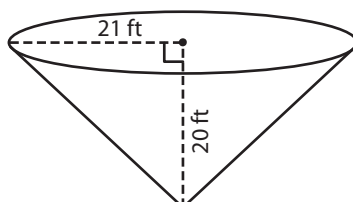
A) Find the volume of each cone. Round your answer to two decimal places.
(use $\pi = 3.14$)

1)



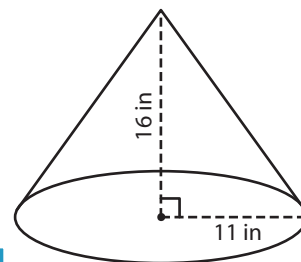
Volume = _____

2)



Volume = _____

3)



Volume = _____

B) Find the volume of each cone. Round your answer to two decimal places.

4) height = 22 ft ; radius = 12 ft

Volume = _____

6) radius = 30 in ; height = 3 ft

Volume = _____

Volume = _____

8) Eliza rolls a paper in the shape of a cone. If the height and radius of the cone are 5 inches and 1 inch respectively, find the volume of the paper cone. Round your answer to two decimal places. (use $\pi = 3.14$)

PREVIEW

Gain complete access to the largest collection of worksheets in all subjects!

Members, please log in to download this worksheet.

Not a member? Please sign up to gain complete access.

www.mathworksheets4kids.com

Name : _____

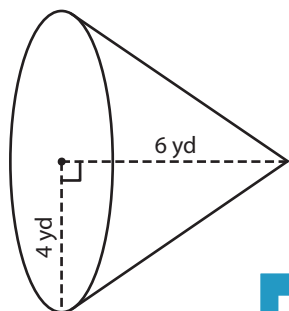
Answer key

Volume - Cone

Integers: ES6

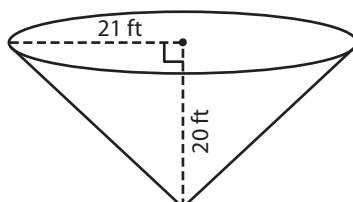
A) Find the volume of each cone. Round your answer to two decimal places.
(use $\pi = 3.14$)

1)



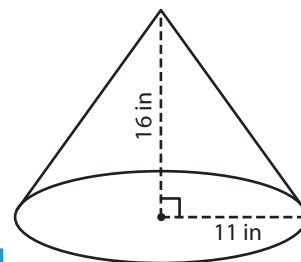
Volume = 100.48

2)



Volume = 2,026.35 in³

3)



B) Find the volume of each cone. Round your answer to two decimal places.

4) height = 22 ft ; radius = 12 yd

Volume = 8,312.64

6) radius = 30 in ; height = 3 ft

Volume = 24,492 in³

Volume = 12.56 ft³

8) Eliza rolls a paper in the shape of a cone. If the height and radius of the cone are 5 inches and 1 inch respectively, find the volume of the paper cone. Round your answer to two decimal places. (use $\pi = 3.14$)

5.23 cubic inches

PREVIEW

Gain complete access to the largest collection of worksheets in all subjects!

Members, please log in to download this worksheet.

Not a member? Please sign up to gain complete access.

www.mathworksheets4kids.com