

Name : _____

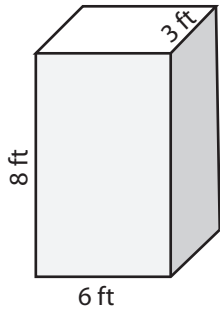
Score : _____

Volume - Rectangular Prism

ES1

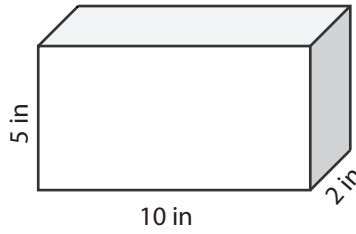
Find the volume of each rectangular prism.

1)



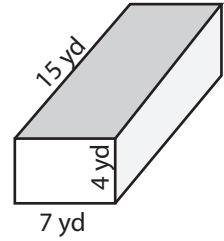
Volume = _____

2)



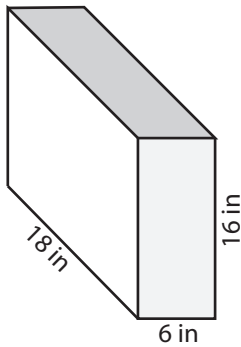
Volume = _____

3)



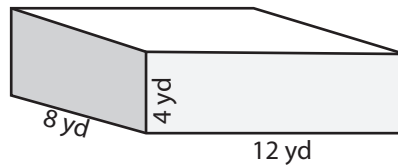
Volume = _____

4)



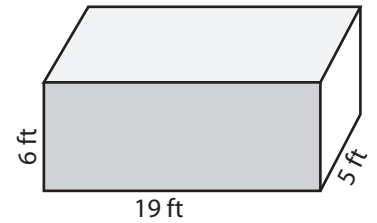
Volume = _____

5)



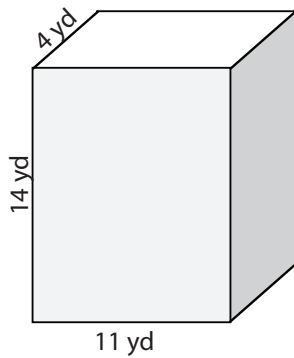
Volume = _____

6)



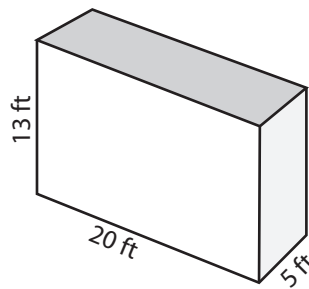
Volume = _____

7)



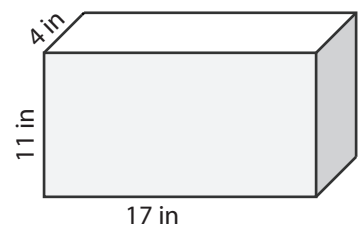
Volume = _____

8)



Volume = _____

9)



Volume = _____

10) A bath tub in the shape of a rectangular prism is 20 feet long, 10 feet wide and 5 feet deep. How much water can it hold?

Volume = _____

Name : _____

Answer Key

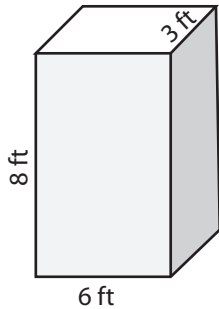
Score : _____

Volume - Rectangular Prism

ES1

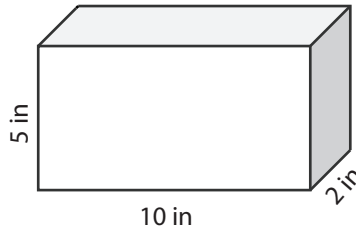
Find the volume of each rectangular prism.

1)



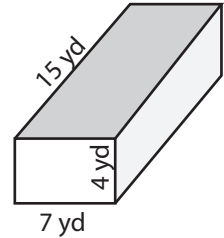
Volume = 144 ft³

2)



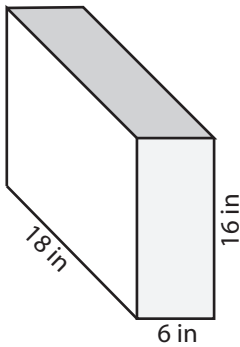
Volume = 100 in³

3)



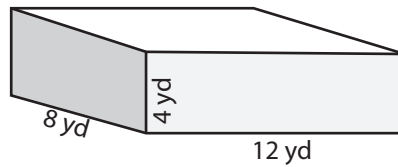
Volume = 420 yd³

4)



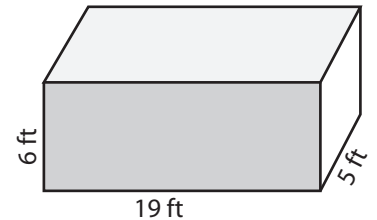
Volume = 1728 in³

5)



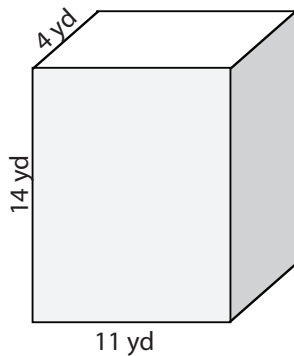
Volume = 384 yd³

6)



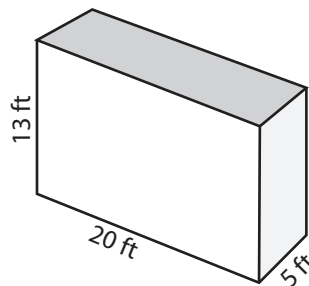
Volume = 570 ft³

7)



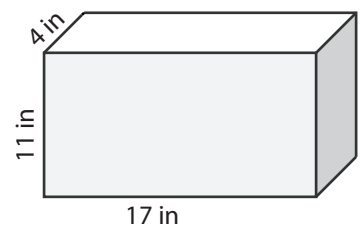
Volume = 616 yd³

8)



Volume = 1300 ft³

9)



Volume = 748 in³

10) A bath tub in the shape of a rectangular prism is 20 feet long, 10 feet wide and 5 feet deep. How much water can it hold?

Volume = 1000 ft³