

2nd Grade

Data & Graphs

Banana Eating

Name

Number of Bananas



Amy

|||| |



Mike

|||| |



Julie

|||| |




Tony

|||| |



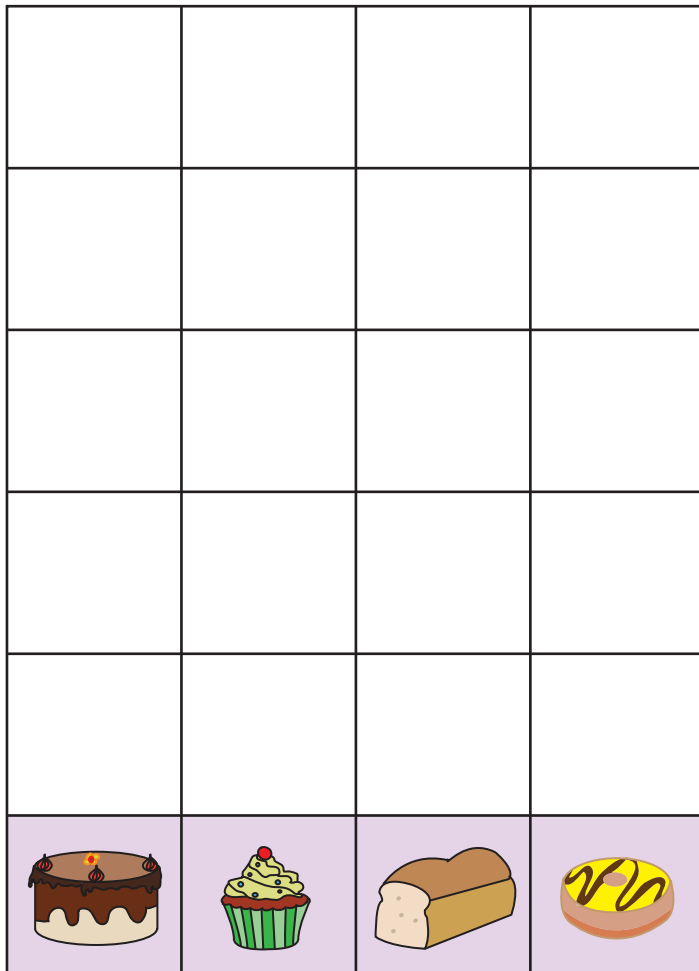

Ellen

|||| |



Picture Graph - Bakery Items

Cut out each bakery item and paste it on the graph above the same kind.
Based on the graph, answer the questions.



1) Which has the most?




2) How many more  than ?

3) How many  are there?

Picture Graph - Richard's Farm Animals

Richard, a farmer, owns some farm animals. Picture graph shows the number of animals he has in his farm. Use the picture graph to answer the questions.

Richard's Farm Animals



- 1) Which animal is fewest? _____
- 2) How many goats are there? _____
- 3) Are there more chickens or cows? _____
- 4) Which animal counts to 2? _____
- 5) How many animals are there in the farm? _____





Pages 3 to 6 are available only for members.

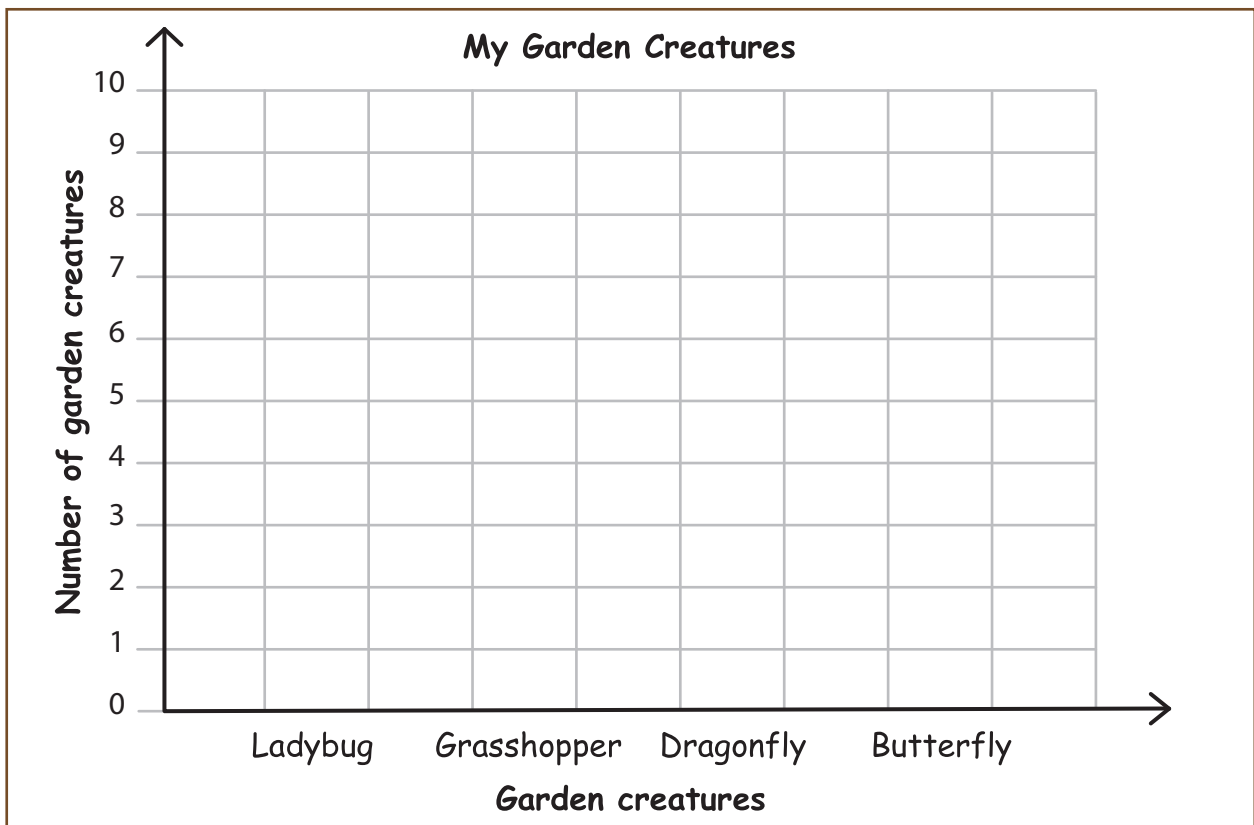
Subscribe to unlock 200+ math
workbooks and 40,000+ worksheets
in all subjects.

Scroll down for additional free pages.

Bar Graph - Garden Creatures

Lily collected a data of garden creatures that she saw while walking through her garden. Help Lilly to draw a bar graph to represent the data.

Ladybug	Grasshopper	Dragonfly	Butterfly
			
7	3	5	9



- 1) How many grasshoppers did she see? _____
- 2) Did she see more ladybugs or dragonflies? _____
- 3) Which creature did she the most? _____
- 4) Name all the four garden creatures.



Bar Graph - Favorite Color

Take a survey among your friends and family on their favorite color.

