

# KG

# Comparing Attributes

Less



Short




Long




More



Big



Small









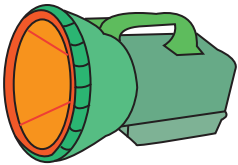
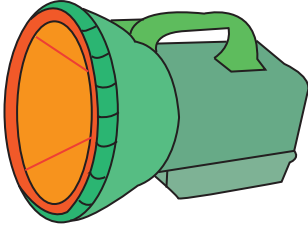
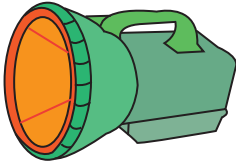




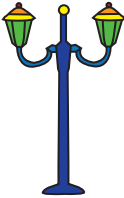
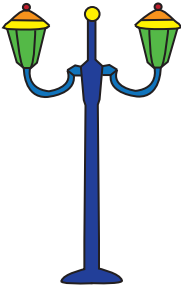
Light

Heavy

# Workbook 1

# SAME VS DIFFERENT


Look at the object in section A. Circle the object in section B with the same size.

	A	B
1)		 
2)		 
3)		 
4)		 
5)		 


# Same vs Different

Color the pictures of same size in each section.


1)




2)




3)



4)

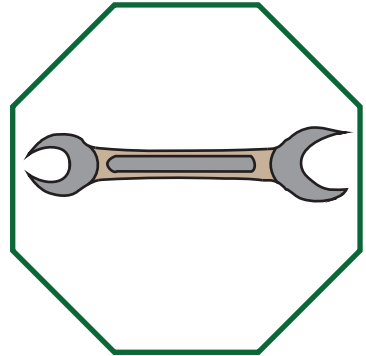
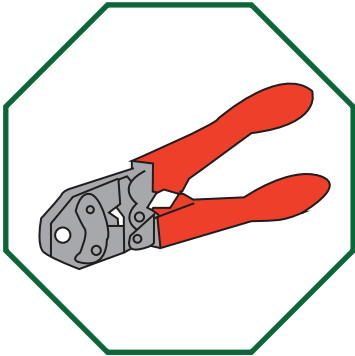
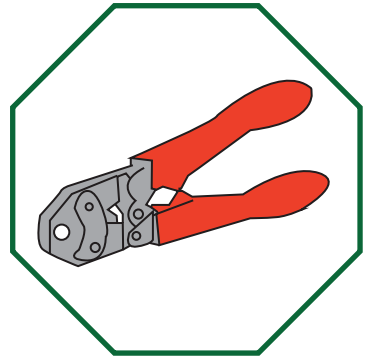

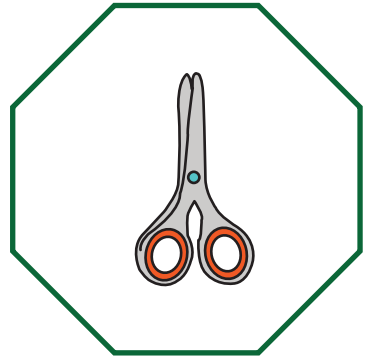
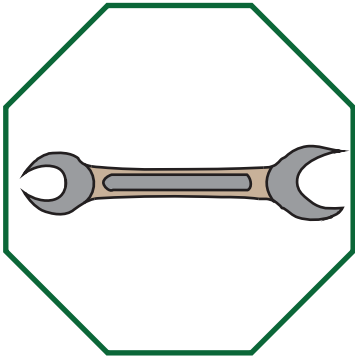



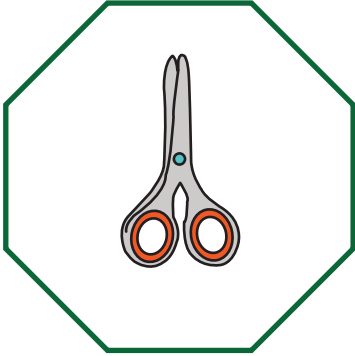


5)



# Matching Same Objects


Draw a line to match the same objects.




# Same vs Different

Tick the picture from the right that is same as the picture from the left.


1)




2)




3)



4)


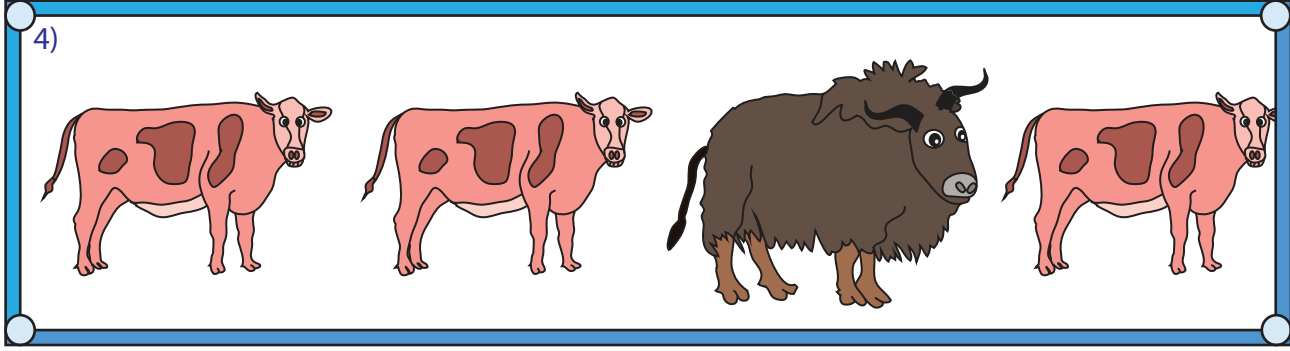





5)



# Same vs Different

Circle the picture that is different in each row.



Pages 6 to 24 are available only for members.

Subscribe to unlock 200+ math  
workbooks and 40,000+ worksheets  
in all subjects.

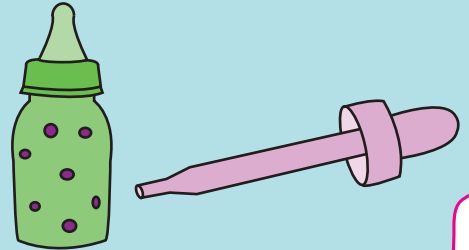
Scroll down for additional free pages.

# More vs Less


1. Tick the one that holds more liquid




2. Tick the one that holds less liquid



3. Tick the one that holds less liquid




4. Tick the one that holds more liquid



5. Tick the one that holds more liquid



6. Tick the one that holds less liquid






# More vs Less


1

Circle the one with more liquid.



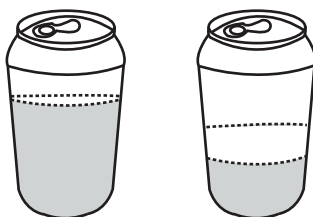
2

Circle the one with less liquid.




3

Circle the one with less liquid.



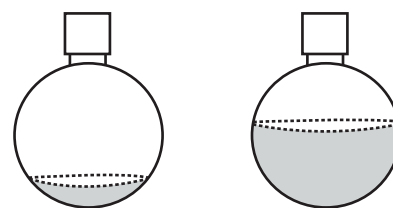
4

Circle the one with more liquid.



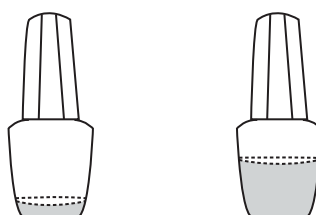
5

Circle the one with less liquid.



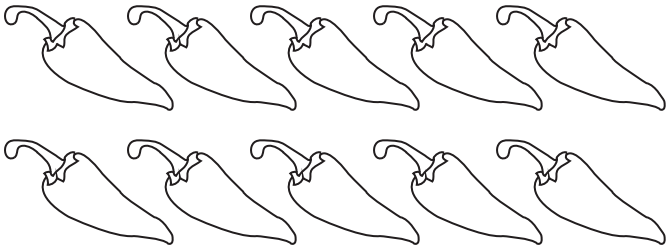
6

Circle the one that has more liquid.

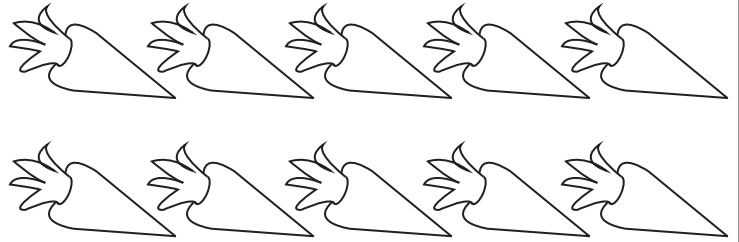


# Coloring - More/Fewer

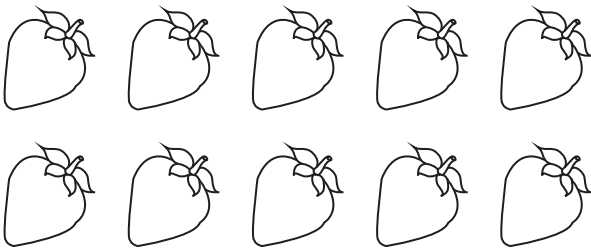
1) Color fewer than 3 pictures




2) Color more than 5 pictures



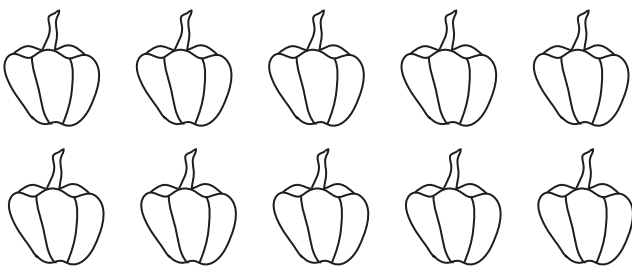
3) Color more than 2 pictures




4) Color fewer than 8 pictures




5) Color more than 7 pictures




6) Color more than 3 pictures



7) Color fewer than 5 pictures

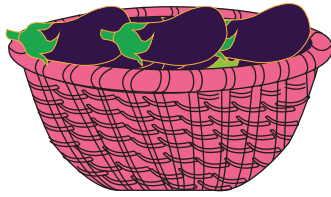



8) Color more than 4 pictures





# More / Fewer



1) Tick the basket with more eggplants.





2) Tick the basket with few bananas.




3) Tick the basket with more pineapples.





4) Tick the basket with few tomatoes.



5) Tick the basket with few radishes.






6) Tick the basket with more mangoes.






# Ordering Sizes

Write 1 to 3 to show the order from fewest to most quantity of items.

1)






2)



Write 1 to 3 to show the order from most to fewest quantity of items.

3)



4)

