




Name : _____

Making a Bar Graph

Liza is counting her gummy bears, butter cups, and chocolate bars after the Halloween Trick or Treat. Color the appropriate number of boxes and help her represent the information as a bar graph.

		
5	2	7

