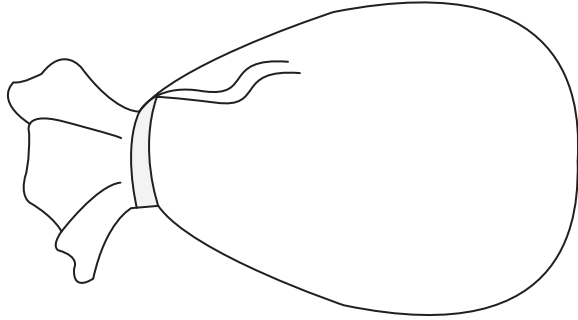


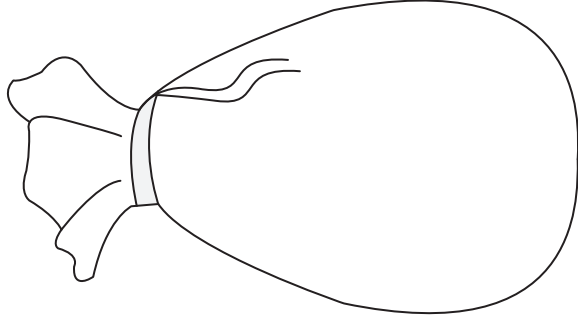
Name: _____

Ordering Bills

Cut the bills, arrange them from the least to the greatest and place them in the appropriate money bags.



least



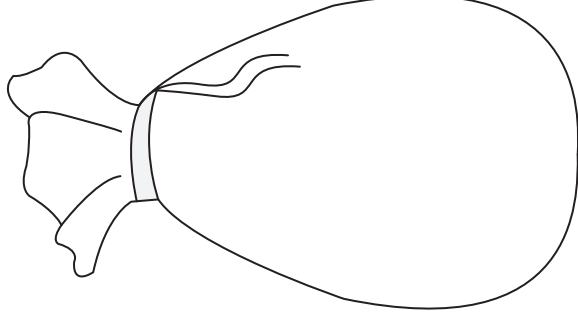
PREVIEW

Gain complete access to the largest collection of worksheets in all subjects!

Members, please log in to download this worksheet.

Not a member? Please sign up to gain complete access.

www.mathworksheets4kids.com



greatest

