

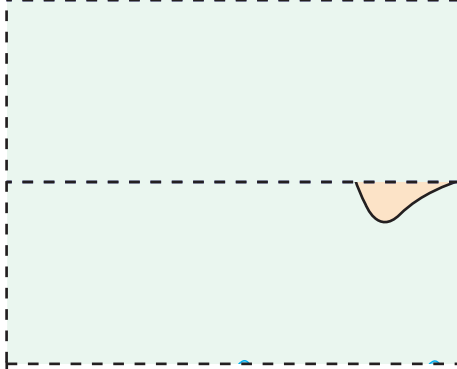
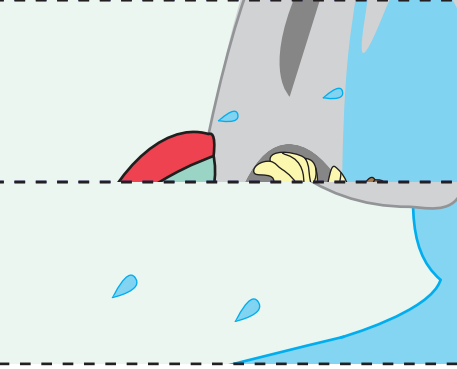
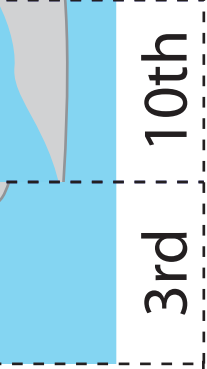
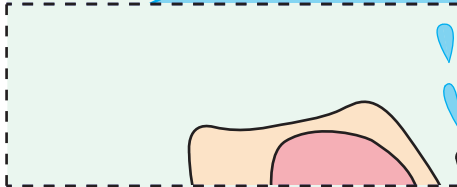
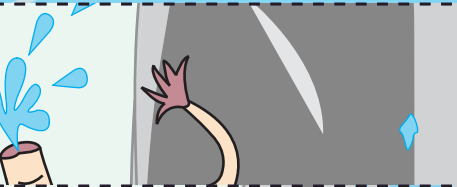
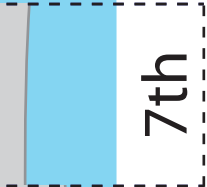





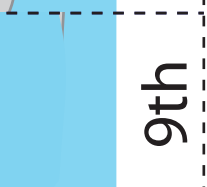


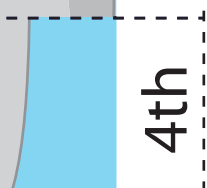


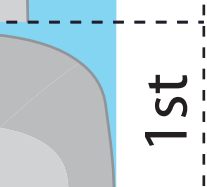
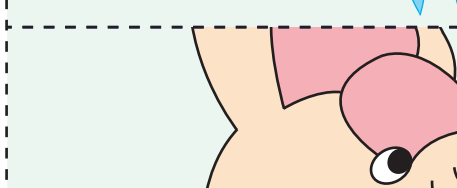

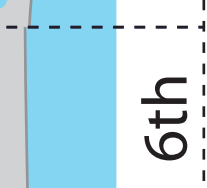


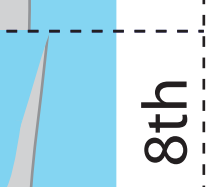
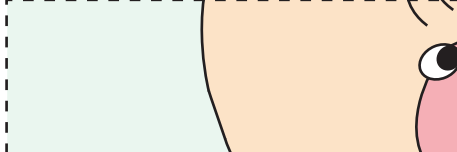
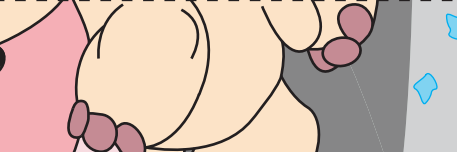

Name : _____

Picture Puzzle

S1: 1st to 10th

Cut out the picture strips. Paste them in order so on to unravel the picture.



																										
3rd	10th	7th	2nd	9th	4th	1st	6th	8th	5th																	

PREVIEW

Gain complete access to the largest collection of worksheets in all subjects!

Members, please log in to download this worksheet.

Not a member? Please sign up to gain complete access.

www.mathworksheets4kids.com



Name : _____

Picture Puzzle

S1: 1st to 10th

Paste the cut strips on the space

PREVIEW

Gain complete access to the largest collection of worksheets in all subjects!

Members, please log in to download this worksheet.

Not a member? Please sign up to gain complete access.

www.mathworksheets4kids.com

A large rectangular area with a solid black border and a dashed horizontal line across the middle, intended for pasting the cut strips.