

Repeating Pattern

Cut out the graphics at the bottom. Paste the graphic that comes next in each pattern.

1)		
2)		
3)		
4)		
5)		

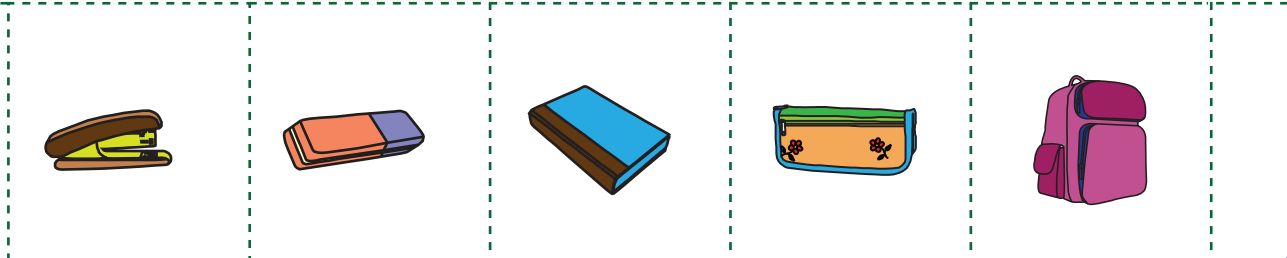
PREVIEW

Gain complete access to the largest collection of worksheets in all subjects!

Members, please log in to download this worksheet.



















Not a member? Please sign up to gain complete access.

www.mathworksheets4kids.com



Repeating Pattern

Cut out the graphics at the bottom. Paste the graphic that comes next in each pattern.

1)							
2)			<div data-bbox="448 752 1139 1659"><h2>PREVIEW</h2><p>Gain complete access to the largest collection of worksheets in all subjects!</p><p>Members, please log in to download this worksheet.</p><p>Not a member? Please sign up to gain complete access.</p><p>www.mathworksheets4kids.com</p></div>				
3)							
4)							
5)	