





## Bar Graph - Garden Creatures

Lily collected data of four different garden creatures that she saw while walking through her garden. Help Lily draw a bar graph to represent the data.

Ladybug	Grasshopper	Dragonfly	Butterfly
			
<b>7</b>	<b>3</b>	<b>5</b>	<b>9</b>

# PREVIEW

Gain complete access to the largest collection of worksheets in all subjects!

Members, please log in to download this worksheet.

Not a member? Please sign up to gain complete access.

[www.mathworksheets4kids.com](http://www.mathworksheets4kids.com)

- 1) How many grasshoppers did Lily see? \_\_\_\_\_
- 2) Did she see more ladybugs or dragonflies? \_\_\_\_\_
- 3) Which creature did she see the greatest number of? \_\_\_\_\_
- 4) Which creature was the fewest of all? \_\_\_\_\_