

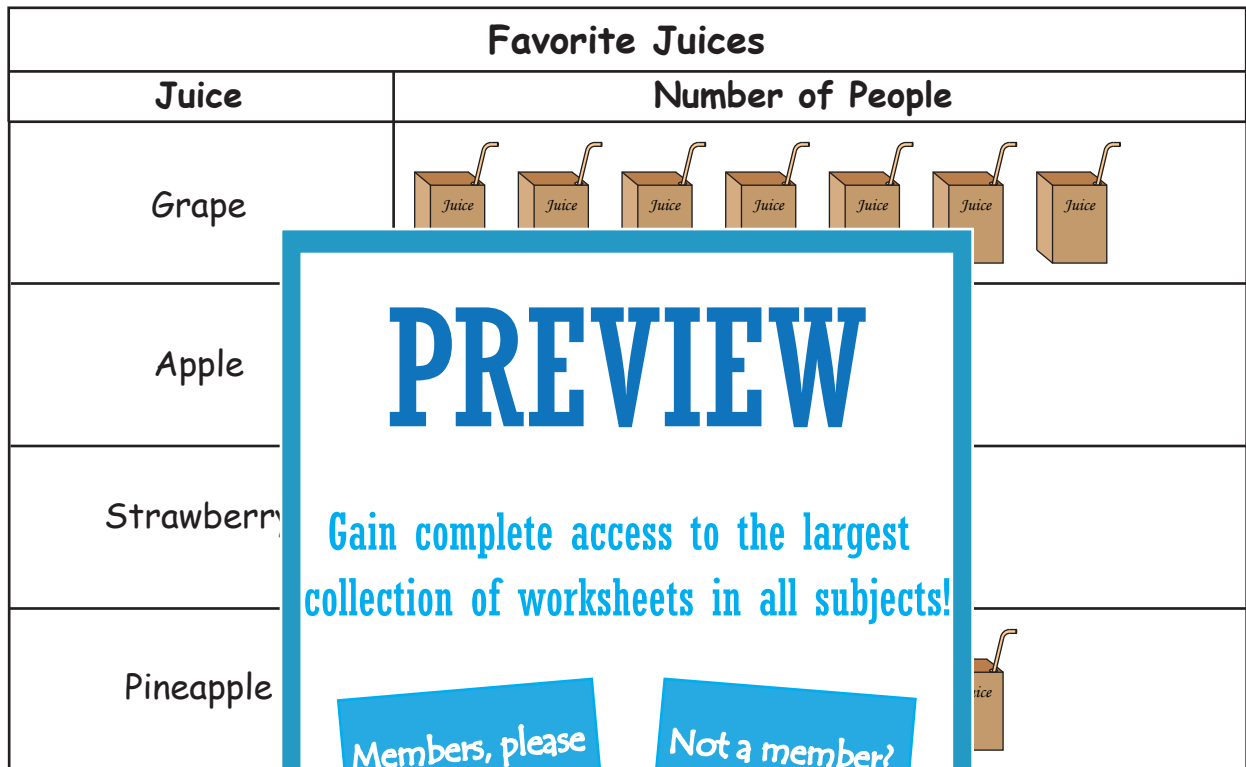
Name : \_\_\_\_\_

## Pictograph - Favorite Juices



Sheet 2

Mrs. Cynthia, a staff of Nectar Juice Bar, conducts a small survey to know the customers' favorite juice. She records the information in a pictograph. Use the information from the graph to answer the questions.



# PREVIEW

Gain complete access to the largest collection of worksheets in all subjects!

Members, please log in to download this worksheet.

Not a member? Please sign up to gain complete access.



[www.mathworksheets4kids.com](http://www.mathworksheets4kids.com)

- 1) Which juice was most popular? \_\_\_\_\_
- 2) How many have chosen pineapple juice as their favorite? \_\_\_\_\_
- 3) Which juice got fewer than 25 votes? \_\_\_\_\_
- 4) How many have voted for strawberry juice? \_\_\_\_\_
- 5) How many have participated in the survey? \_\_\_\_\_



**Pictograph - Favorite Juices**

Mrs. Cynthia, a staff of Nectar Juice Bar, conducts a small survey to know the customers' favorite juice. She records the information in a pictograph. Use the information from the graph to answer the questions.

Favorite Juices	
Juice	Number of People
Grape	
Apple	
Strawberry	
Pineapple	

**PREVIEW**

Gain complete access to the largest collection of worksheets in all subjects!

Members, please log in to download this worksheet.

Not a member? Please sign up to gain complete access.

[www.mathworksheets4kids.com](http://www.mathworksheets4kids.com)

- 1) Which juice was most popular? Grape
- 2) How many have chosen pineapple juice as their favorite? 48
- 3) Which juice got fewer than 25 votes? Apple
- 4) How many have voted for strawberry juice? 32
- 5) How many have participated in the survey? 160