





Name : \_\_\_\_\_

## Weekend Sale

Sheet 1

Lisa is a small-time entrepreneur; she sells burger, pizza, hot dog and fried chicken. The tally chart shows how many of each kind were sold during the weekends. Use the information from the tally chart to answer the questions.

Food Items	Tally Marks
 Burger	
 Pizza	
	
	

# PREVIEW

Gain complete access to the largest collection of worksheets in all subjects!

Members, please log in to download this worksheet.

Not a member? Please sign up to gain complete access.

[www.mathworksheets4kids.com](http://www.mathworksheets4kids.com)

1) How many burger

2) Which item was s

3) How many more fried chickens were sold than hot dogs? \_\_\_\_\_

4) Which item was sold the least? \_\_\_\_\_

5) How many items were sold in all? \_\_\_\_\_