


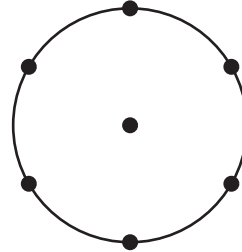
Name : \_\_\_\_\_

## Dividing Shapes into Equal Parts

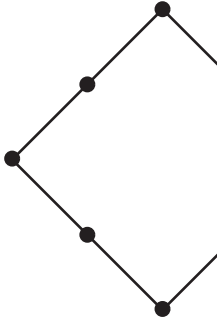
A) 1) Cut the rectangle into halves.



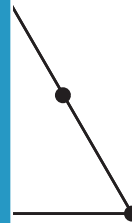
2) Cut the circle into thirds.




3) Cut the rhombus



into halves.



B) 1) Divide the circle in  
and color three-f



**PREVIEW**  
Gain complete access to the largest  
collection of worksheets in all subjects!

Members, please  
log in to  
download this  
worksheet.

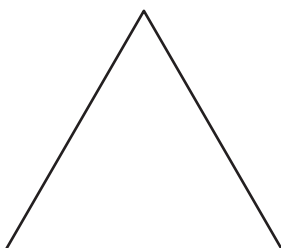
Not a member?  
Please sign up to  
gain complete  
access.

[www.mathworksheets4kids.com](http://www.mathworksheets4kids.com)

: into halves,  
half of it.



3) Divide the triangle into thirds,  
and color two-thirds of it.



4) Divide the square into quarters,  
and color two-fourths of it.

