






**Line Segment - Ruler**

Half Inches: S2

Measure the length of each line segment.

1)  in2)  in3)  in4)  in5)  in

Draw a line segment for

6)  $4\frac{1}{2}$  in

7) 5 in

8)  $1\frac{1}{2}$  in

9) 2 in

10)  $3\frac{1}{2}$  in

# PREVIEW

Gain complete access to the largest  
collection of worksheets in all subjects!

Members, please  
log in to  
download this  
worksheet.

Not a member?  
Please sign up to  
gain complete  
access.

www.mathworksheets4kids.com