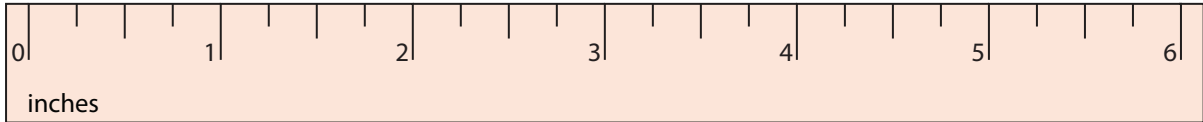



**Measuring Objects - Quarters**

Type 1: S2

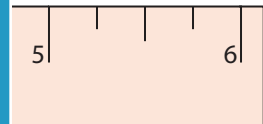
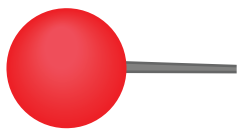
Measure each object to the nearest quarter inches.

1)



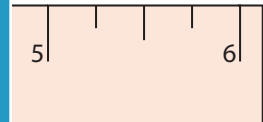

\_\_\_\_\_

2)



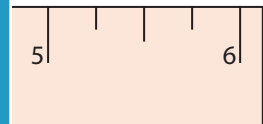
\_\_\_\_\_

3)



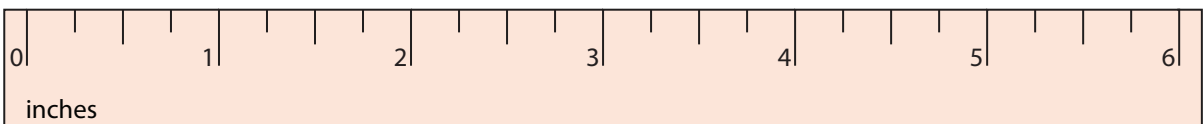
\_\_\_\_\_

4)



\_\_\_\_\_

5)



\_\_\_\_\_

**PREVIEW**

Gain complete access to the largest collection of worksheets in all subjects!

Members, please log in to download this worksheet.

Not a member? Please sign up to gain complete access.

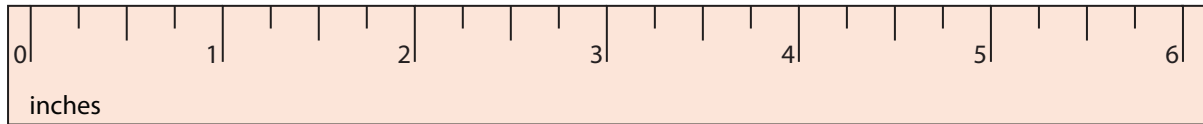

[www.mathworksheets4kids.com](http://www.mathworksheets4kids.com)

## Measuring Objects - Quarters

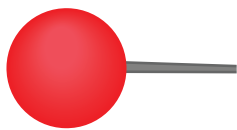
Type 1: S2

Measure each object to the nearest quarter inches.


1)

 $5 \frac{1}{2}$  inches

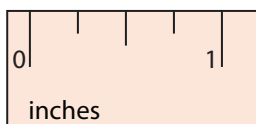
2)

 $2 \frac{1}{4}$  inches

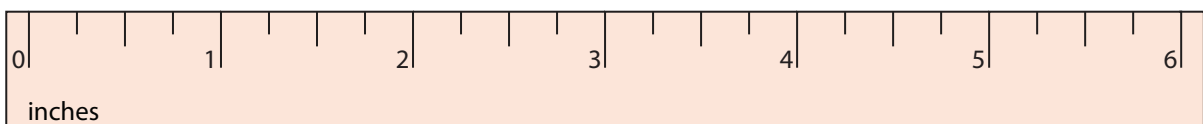
3)

 $1 \frac{1}{4}$  inches

4)

 $3 \frac{3}{4}$  inches

5)

 $4 \frac{1}{2}$  inches

# PREVIEW

Gain complete access to the largest  
collection of worksheets in all subjects!

Members, please  
log in to  
download this  
worksheet.

Not a member?  
Please sign up to  
gain complete  
access.

[www.mathworksheets4kids.com](http://www.mathworksheets4kids.com)