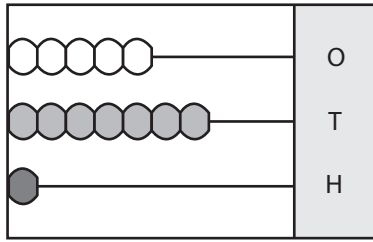


**Place Value - Abacus**

3-digit: S2

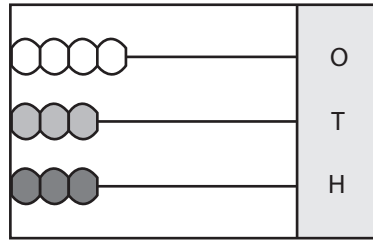
Write the number formed by each abacus.

1)



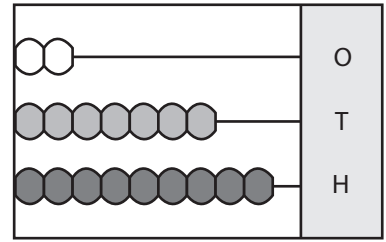
\_\_\_\_\_

2)



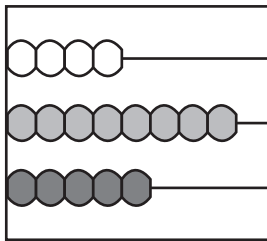
\_\_\_\_\_

3)

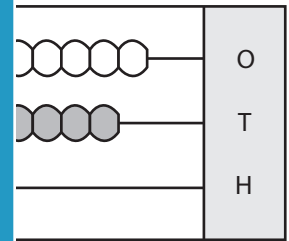


\_\_\_\_\_

4)

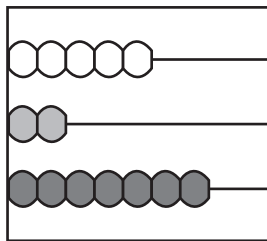


\_\_\_\_\_

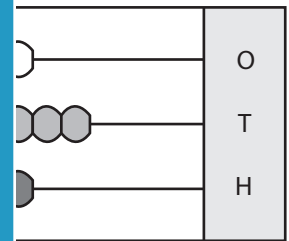


\_\_\_\_\_

7)



\_\_\_\_\_



\_\_\_\_\_

**PREVIEW**

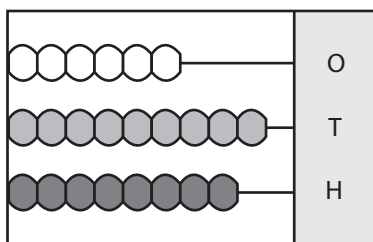
Gain complete access to the largest collection of worksheets in all subjects!

Members, please log in to download this worksheet.

Not a member? Please sign up to gain complete access.

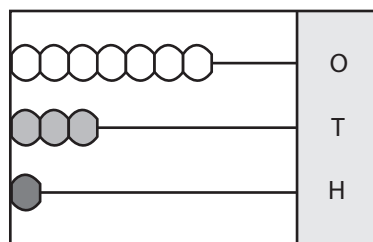
[www.mathworksheets4kids.com](http://www.mathworksheets4kids.com)

10)



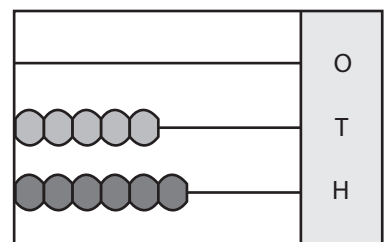
\_\_\_\_\_

11)



\_\_\_\_\_

12)



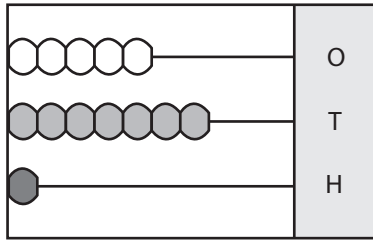
\_\_\_\_\_

## Place Value - Abacus

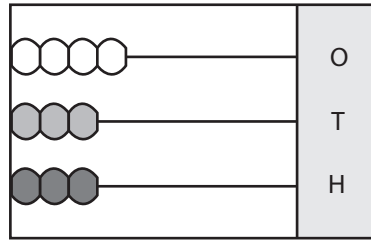
3-digit: S2

Write the number formed by each abacus.

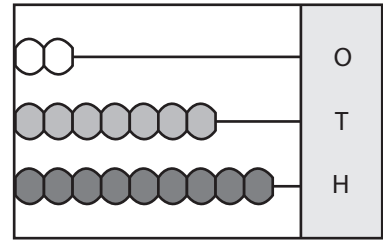
1)

175

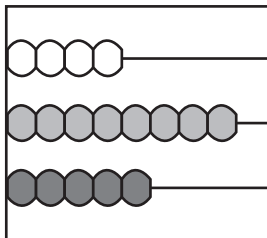
2)

334

3)

972

4)

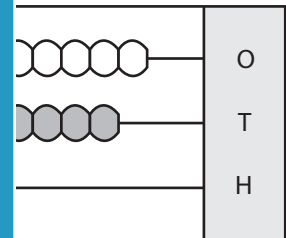
584

# PREVIEW

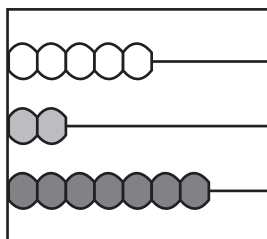
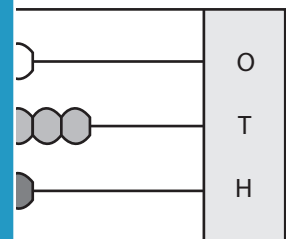
Gain complete access to the largest collection of worksheets in all subjects!

Members, please log in to download this worksheet.

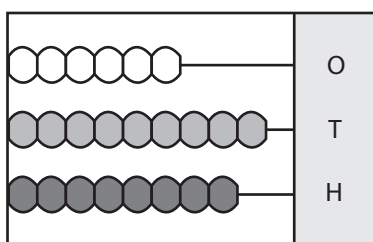
Not a member? Please sign up to gain complete access.

[www.mathworksheets4kids.com](http://www.mathworksheets4kids.com)178

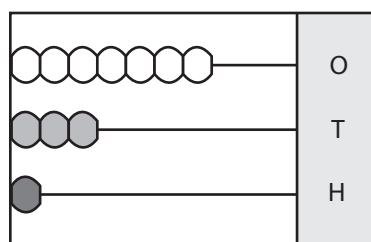
7)

725464

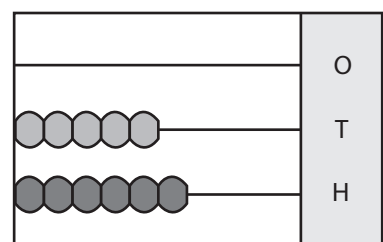
10)

896

11)

137

12)

650