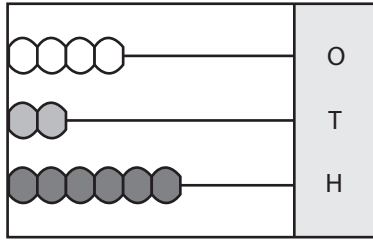


Place Value - Abacus

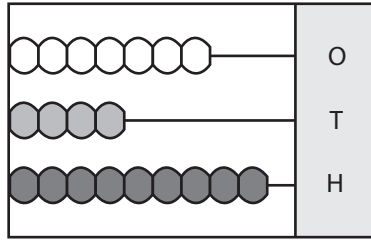
3-digit: S4

Write the number formed by each abacus.

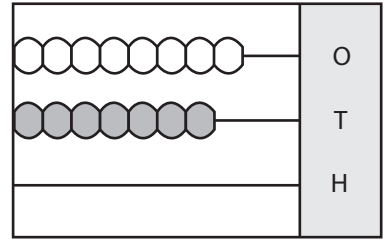
1)



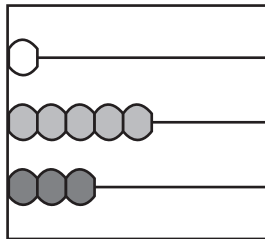
2)

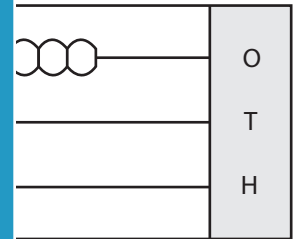


3)

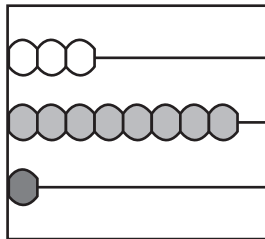


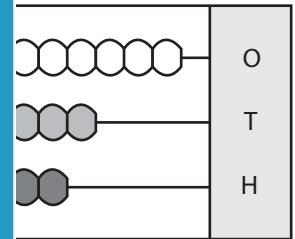
4)





7)





PREVIEW

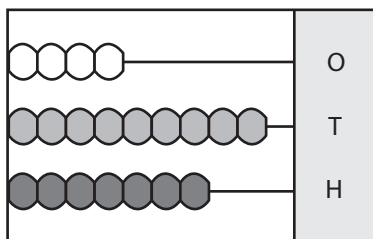
Gain complete access to the largest collection of worksheets in all subjects!

Members, please log in to download this worksheet.

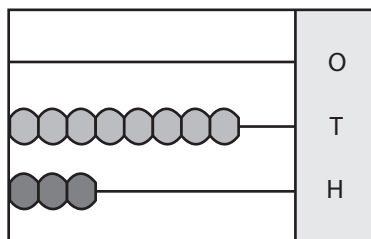
Not a member? Please sign up to gain complete access.

www.mathworksheets4kids.com

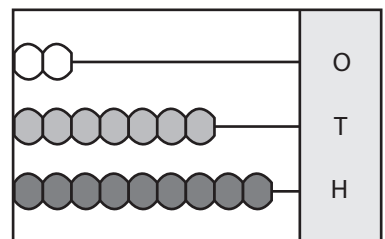
10)



11)



12)

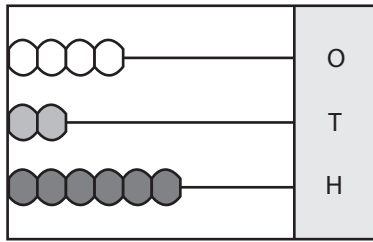


Place Value - Abacus

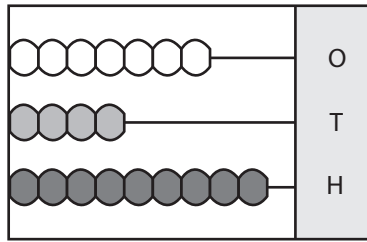
3-digit: S4

Write the number formed by each abacus.

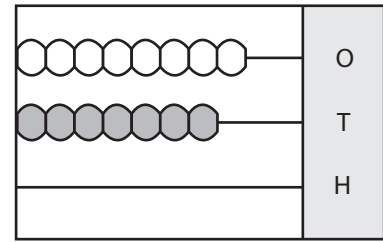
1)

**624**

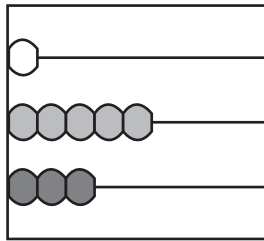
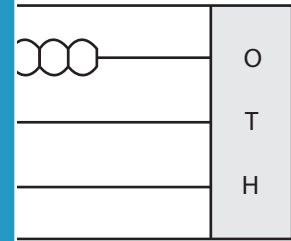
2)

**947**

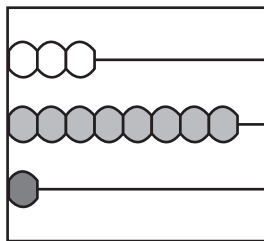
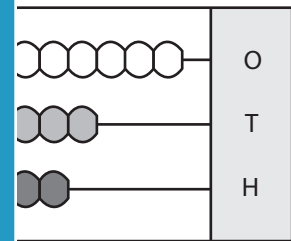
3)

**78**

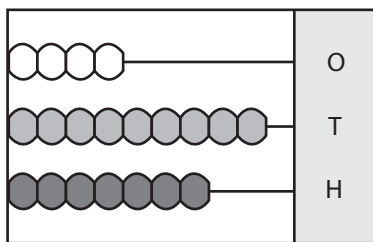
4)

**351****PREVIEW**Gain complete access to the largest
collection of worksheets in all subjects!Members, please
log in to
download this
worksheet.Not a member?
Please sign up to
gain complete
access.www.mathworksheets4kids.com**216**

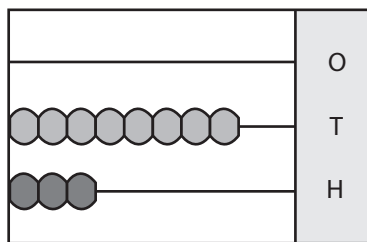
7)

**183****569**

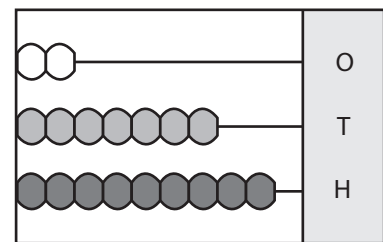
10)

**794**

11)

**380**

12)

**972**