






Name : _____

Bar Graph - Little Pets

Albert does a survey about creatures kept as pets by his friends, and he records the data. Use the given information and create a bar graph. Write a title, label the two axes, make an appropriate scale, and graph the data.

Snails	Lizards	Rats	Chameleons	Frogs
				
8				18

PREVIEW

Gain complete access to the largest collection of worksheets in all subjects!

Members, please log in to download this worksheet.

Not a member? Please sign up to gain complete access.

www.mathworksheets4kids.com