
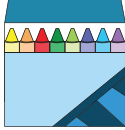
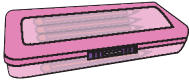



Name : \_\_\_\_\_

## Make and Interpret

ES2

Ruby bought a few school supplies for her children. She made a note of the purchases she made. Read the data, make a line plot, and answer the questions below.

Backpacks	Crayon boxes	Pencil cases	Notebooks
			
2	3	3	5

# PREVIEW

Gain complete access to the largest collection of worksheets in all subjects!

Members, please log in to download this worksheet.

Not a member? Please sign up to gain complete access.

[www.mathworksheets4kids.com](http://www.mathworksheets4kids.com)

- 1) How many notebooks were purchased? \_\_\_\_\_
- 2) Which items were purchased in equal quantities? \_\_\_\_\_
- 3) How many items did she purchase in all? \_\_\_\_\_
- 4) How many crayon boxes and pencil cases did Ruby purchase altogether? \_\_\_\_\_
- 5) How many fewer backpacks were purchased than notebooks? \_\_\_\_\_