

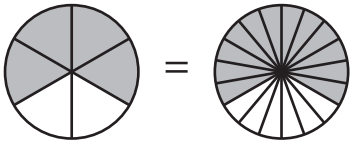
Name : _____

Equivalent Fractions

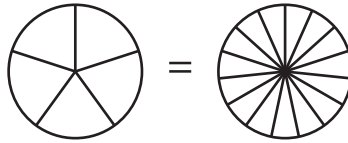
Proper Fractions: S2

Shade the pie models to represent the equivalent fractions.

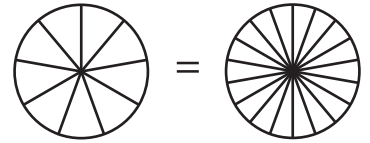
1) $\frac{4}{6} = \frac{12}{18}$



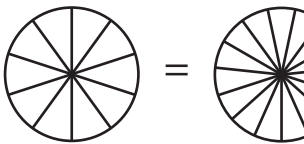
2) $\frac{3}{5} = \frac{9}{15}$



3) $\frac{7}{9} = \frac{14}{18}$



4) $\frac{6}{10} = \frac{9}{15}$



PREVIEW

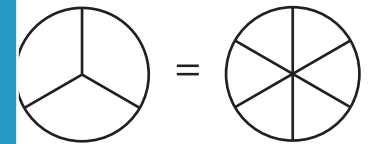
Gain complete access to the largest collection of worksheets in all subjects!

Members, please log in to download this worksheet.

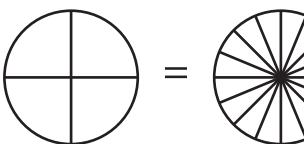
Not a member? Please sign up to gain complete access.

www.mathworksheets4kids.com

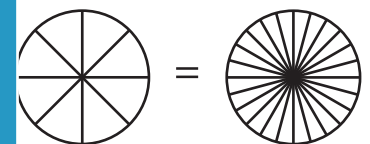
$\frac{2}{3} = \frac{4}{6}$



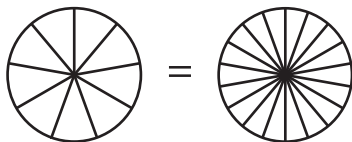
7) $\frac{3}{4} = \frac{12}{16}$



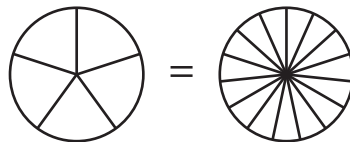
$\frac{7}{8} = \frac{21}{24}$



10) $\frac{4}{9} = \frac{8}{18}$



11) $\frac{1}{5} = \frac{3}{15}$



12) $\frac{2}{6} = \frac{6}{18}$

