

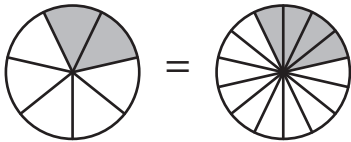
Name : _____

Equivalent Fractions

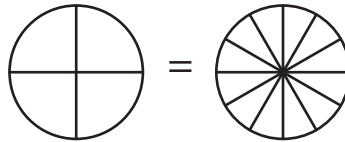
Proper Fractions: S4

Shade the pie models to represent the equivalent fractions.

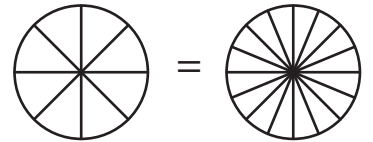
1) $\frac{2}{7} = \frac{4}{14}$



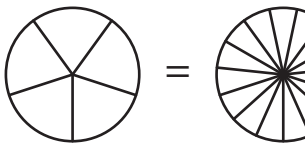
2) $\frac{1}{4} = \frac{3}{12}$



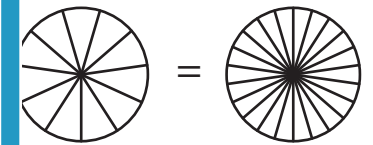
3) $\frac{2}{8} = \frac{4}{16}$



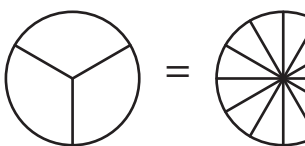
4) $\frac{2}{5} = \frac{6}{15}$



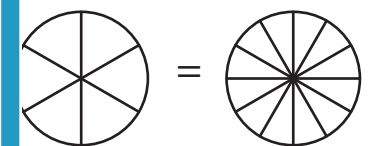
$\frac{3}{11} = \frac{6}{22}$



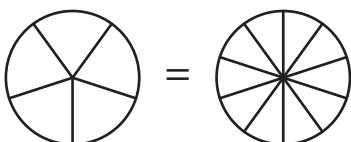
7) $\frac{1}{3} = \frac{4}{12}$



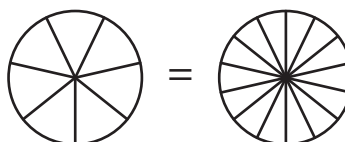
$\frac{5}{6} = \frac{10}{12}$



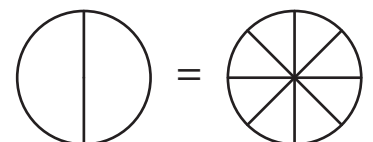
10) $\frac{4}{5} = \frac{8}{10}$



11) $\frac{3}{7} = \frac{6}{14}$



12) $\frac{1}{2} = \frac{4}{8}$



PREVIEW

Gain complete access to the largest collection of worksheets in all subjects!

Members, please log in to download this worksheet.

Not a member? Please sign up to gain complete access.

www.mathworksheets4kids.com