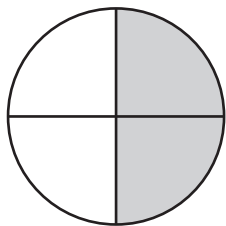
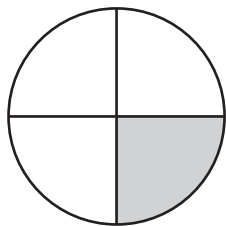


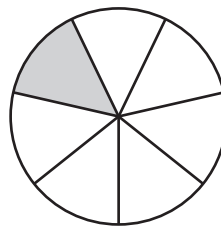
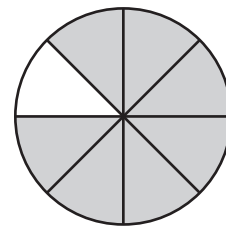
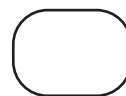
## Comparing Fractions - Pie Model

Compare the fractions using the symbols:  $>$ ,  $<$ , or  $=$ .

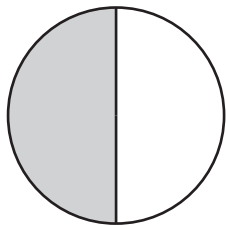
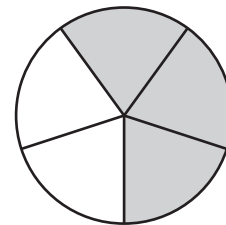
1)

 $\frac{2}{4}$  $\frac{1}{4}$ 

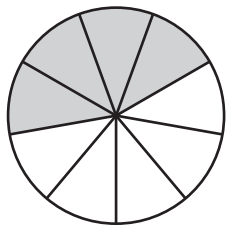
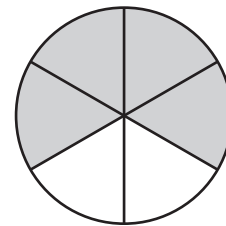
2)

 $\frac{1}{7}$  $\frac{7}{8}$ 

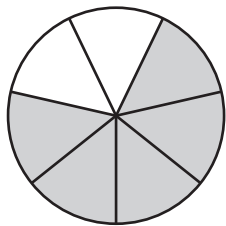
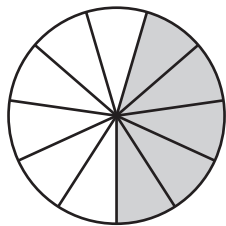
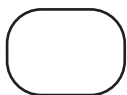
3)

 $\frac{1}{2}$  $\frac{3}{5}$ 

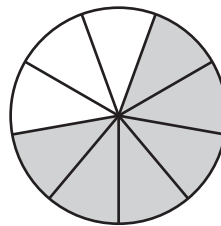
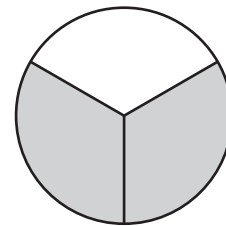
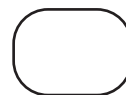
5)

 $\frac{4}{9}$  $\frac{4}{6}$ 

7)

 $\frac{5}{7}$  $\frac{5}{11}$ 

8)

 $\frac{6}{9}$  $\frac{2}{3}$ 

# PREVIEW

Gain complete access to the largest  
collection of worksheets in all subjects!

Members, please  
log in to  
download this  
worksheet.

Not a member?  
Please sign up to  
gain complete  
access.

[www.mathworksheets4kids.com](http://www.mathworksheets4kids.com)