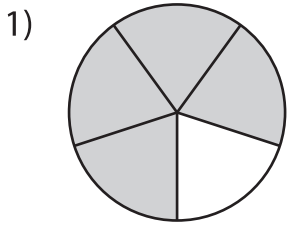
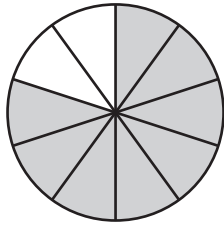


Comparing Fractions - Pie Model

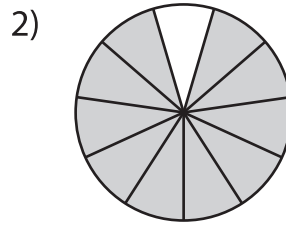
Compare the fractions using the symbols: >, <, or =.



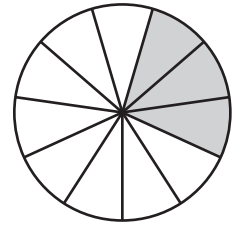
$$\frac{4}{5}$$



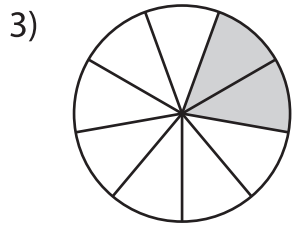
$$\frac{8}{10}$$



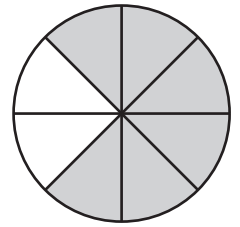
$$\frac{10}{11}$$



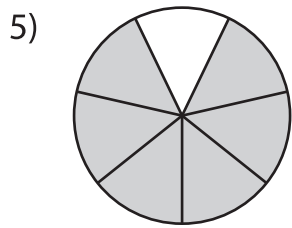
$$\frac{3}{11}$$



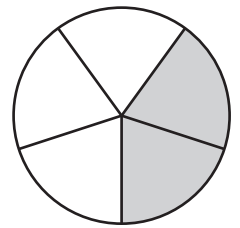
$$\frac{2}{9}$$



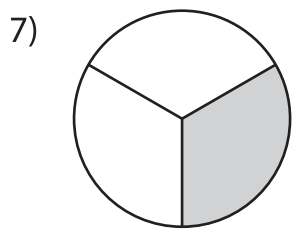
$$\frac{6}{8}$$



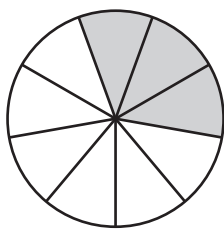
$$\frac{6}{7}$$



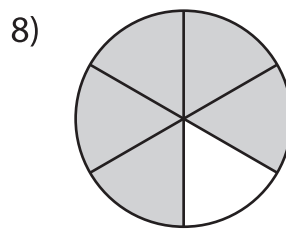
$$\frac{2}{5}$$



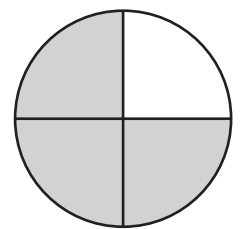
$$\frac{1}{3}$$



$$\frac{3}{9}$$



$$\frac{5}{6}$$



$$\frac{3}{4}$$

PREVIEW

Gain complete access to the largest collection of worksheets in all subjects!

Members, please log in to download this worksheet.

Not a member? Please sign up to gain complete access.

www.mathworksheets4kids.com