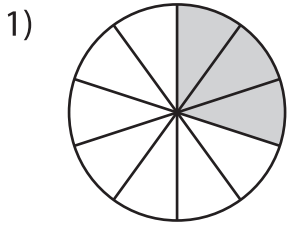
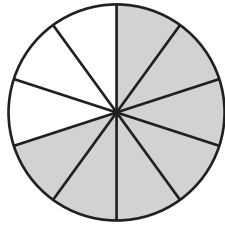


Comparing Fractions - Pie Model

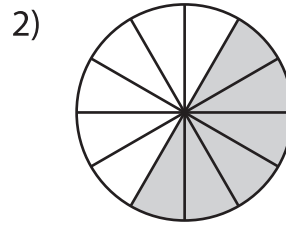
Compare the fractions using the symbols: $>$, $<$, or $=$.



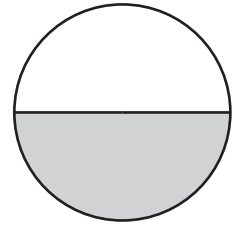
$\frac{3}{10}$



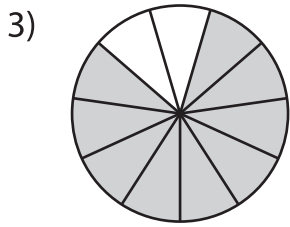
$\frac{7}{10}$



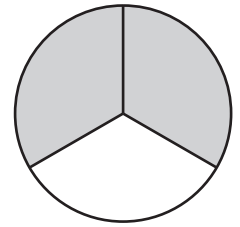
$\frac{6}{12}$



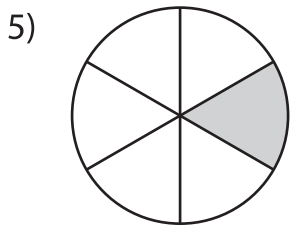
$\frac{1}{2}$



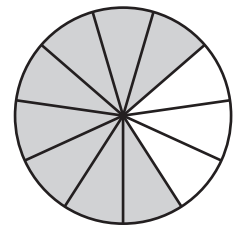
$\frac{9}{11}$



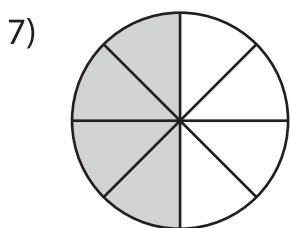
$\frac{2}{3}$



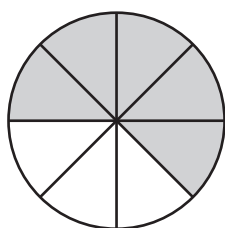
$\frac{1}{6}$



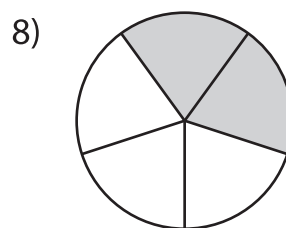
$\frac{8}{11}$



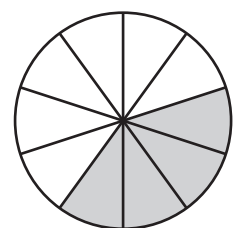
$\frac{4}{8}$



$\frac{5}{8}$



$\frac{2}{5}$



$\frac{4}{10}$

PREVIEW

Gain complete access to the largest
collection of worksheets in all subjects!

Members, please
log in to
download this
worksheet.

Not a member?
Please sign up to
gain complete
access.

www.mathworksheets4kids.com