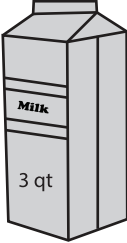








Comparing Capacity

Customary Units: S1

Compare the capacity and fill in the box with appropriate symbol $<$, $>$ or $=$ in each problem.

1)		<input style="width: 40px; height: 30px; border: 1px solid black;" type="text"/>		
2)		<div style="border: 2px solid #0072bc; padding: 20px; text-align: center;"> <h1 style="color: #0072bc; margin: 0;">PREVIEW</h1> <p style="color: #0072bc; font-weight: bold; margin: 10px 0;">Gain complete access to the largest collection of worksheets in all subjects!</p> <div style="display: flex; justify-content: space-around; margin: 10px 0;"> <div style="background-color: #0072bc; color: white; padding: 10px; transform: rotate(-2deg);"> <p>Members, please log in to download this worksheet.</p> </div> <div style="background-color: #0072bc; color: white; padding: 10px; transform: rotate(2deg);"> <p>Not a member? Please sign up to gain complete access.</p> </div> </div> <p style="color: #0072bc; font-weight: bold; margin: 10px 0;">www.mathworksheets4kids.com</p> </div>		
3)		<div style="border: 2px solid #0072bc; padding: 20px; text-align: center;"> <h1 style="color: #0072bc; margin: 0;">PREVIEW</h1> <p style="color: #0072bc; font-weight: bold; margin: 10px 0;">Gain complete access to the largest collection of worksheets in all subjects!</p> <div style="display: flex; justify-content: space-around; margin: 10px 0;"> <div style="background-color: #0072bc; color: white; padding: 10px; transform: rotate(-2deg);"> <p>Members, please log in to download this worksheet.</p> </div> <div style="background-color: #0072bc; color: white; padding: 10px; transform: rotate(2deg);"> <p>Not a member? Please sign up to gain complete access.</p> </div> </div> <p style="color: #0072bc; font-weight: bold; margin: 10px 0;">www.mathworksheets4kids.com</p> </div>		
4)		<div style="border: 2px solid #0072bc; padding: 20px; text-align: center;"> <h1 style="color: #0072bc; margin: 0;">PREVIEW</h1> <p style="color: #0072bc; font-weight: bold; margin: 10px 0;">Gain complete access to the largest collection of worksheets in all subjects!</p> <div style="display: flex; justify-content: space-around; margin: 10px 0;"> <div style="background-color: #0072bc; color: white; padding: 10px; transform: rotate(-2deg);"> <p>Members, please log in to download this worksheet.</p> </div> <div style="background-color: #0072bc; color: white; padding: 10px; transform: rotate(2deg);"> <p>Not a member? Please sign up to gain complete access.</p> </div> </div> <p style="color: #0072bc; font-weight: bold; margin: 10px 0;">www.mathworksheets4kids.com</p> </div>		
5)		<input style="width: 40px; height: 30px; border: 1px solid black;" type="text"/>	