



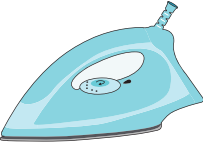



Name : _____





Buying with Bills and Coins


Buy each item using as few bills and coins as possible.

 \$280.23					

 \$35.15		<div style="border: 2px solid blue; padding: 10px; text-align: center;"> <h2 style="color: blue;">PREVIEW</h2> <p style="color: blue;">Gain complete access to the largest collection of worksheets in all subjects!</p> <div style="display: flex; justify-content: space-around;"> <div style="background-color: blue; color: white; padding: 5px; transform: rotate(-2deg);"> <p>Members, please log in to download this worksheet.</p> </div> <div style="background-color: blue; color: white; padding: 5px; transform: rotate(2deg);"> <p>Not a member? Please sign up to gain complete access.</p> </div> </div> <p style="color: blue; font-size: small;">www.mathworksheets4kids.com</p> </div>			

 \$64.30		<div style="border: 2px solid blue; padding: 10px; text-align: center;"> <h2 style="color: blue;">PREVIEW</h2> <p style="color: blue;">Gain complete access to the largest collection of worksheets in all subjects!</p> <div style="display: flex; justify-content: space-around;"> <div style="background-color: blue; color: white; padding: 5px; transform: rotate(-2deg);"> <p>Members, please log in to download this worksheet.</p> </div> <div style="background-color: blue; color: white; padding: 5px; transform: rotate(2deg);"> <p>Not a member? Please sign up to gain complete access.</p> </div> </div> <p style="color: blue; font-size: small;">www.mathworksheets4kids.com</p> </div>			

 \$42.63		<div style="border: 2px solid blue; padding: 10px; text-align: center;"> <h2 style="color: blue;">PREVIEW</h2> <p style="color: blue;">Gain complete access to the largest collection of worksheets in all subjects!</p> <div style="display: flex; justify-content: space-around;"> <div style="background-color: blue; color: white; padding: 5px; transform: rotate(-2deg);"> <p>Members, please log in to download this worksheet.</p> </div> <div style="background-color: blue; color: white; padding: 5px; transform: rotate(2deg);"> <p>Not a member? Please sign up to gain complete access.</p> </div> </div> <p style="color: blue; font-size: small;">www.mathworksheets4kids.com</p> </div>			

 \$51.90	