
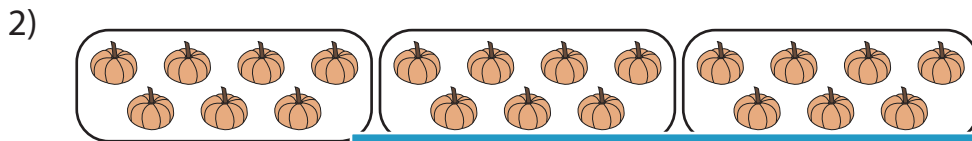


Division Models

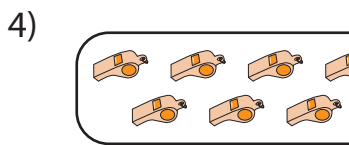
A) Write the division sentence that describes each model.



_____ ÷ _____ = _____







B) Draw equal groups

1) $16 \div 4 =$ _____

2) $30 \div 5 =$ _____

PREVIEW

Gain complete access to the largest collection of worksheets in all subjects!

Members, please log in to download this worksheet.

Not a member? Please sign up to gain complete access.

www.mathworksheets4kids.com