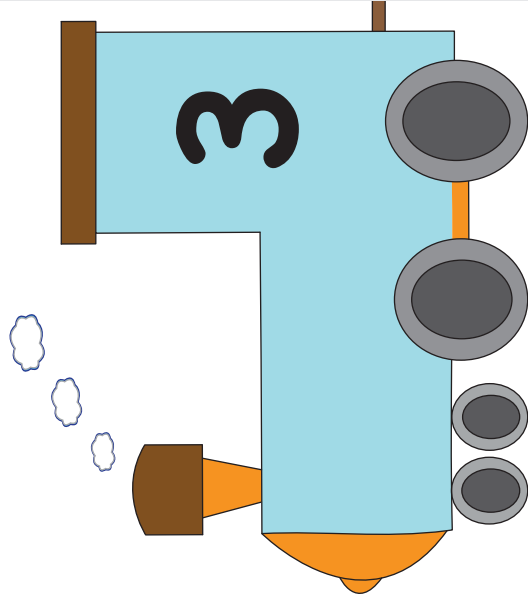
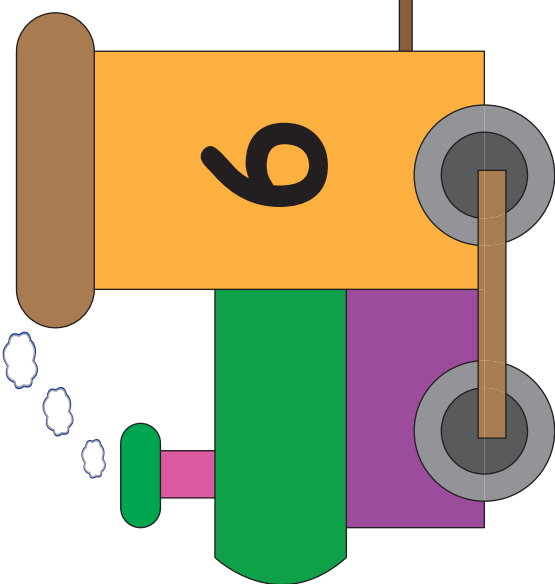
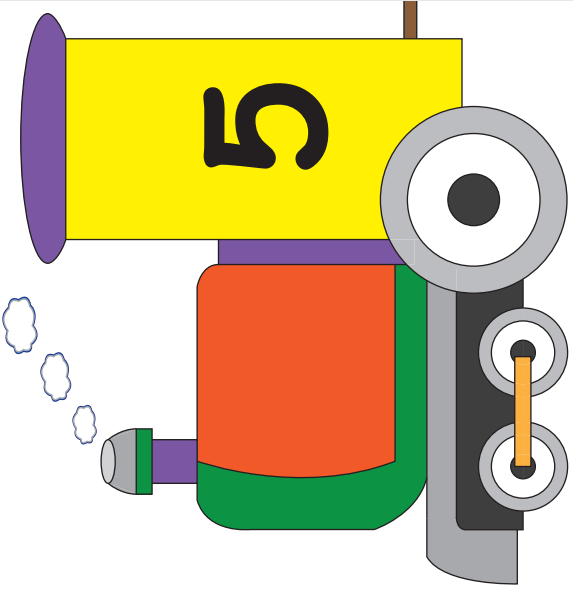
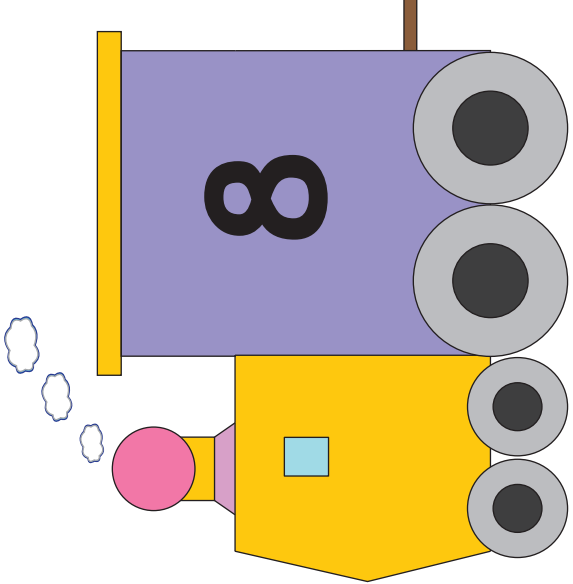


Name: _____

Cut and Glue Activity

Cut the railroad cars from pages 3 to 6. Glue them to the appropriate numbers displayed on the engines to form a train.



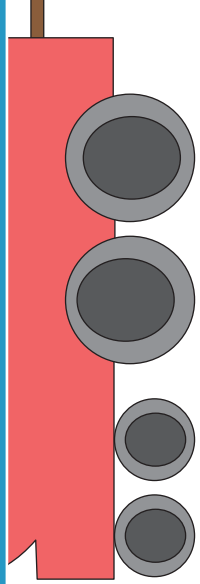
PREVIEW

Gain complete access to the largest collection of worksheets in all subjects!

Members, please log in to download this worksheet.

Not a member? Please sign up to gain complete access.

www.mathworksheets4kids.com





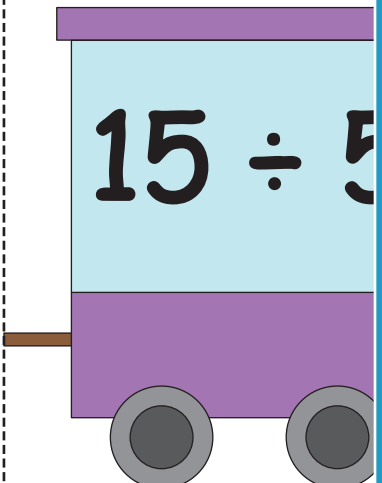
$27 \div 3$



$2 \div 2$



$20 \div 5$



$15 \div 5$

PREVIEW
Gain complete access to the largest collection of worksheets in all subjects!



$30 \div 6$

Members, please log in to download this worksheet.

Not a member? Please sign up to gain complete access.

www.mathworksheets4kids.com



$48 \div 6$



$18 \div 3$



$24 \div 4$



$36 \div 4$



$3 \div 3$



$24 \div 6$



$6 \div 3$

PREVIEW
Gain complete access to the largest collection of worksheets in all subjects!



$18 \div 2$

Members, please log in to download this worksheet.

Not a member? Please sign up to gain complete access.

www.mathworksheets4kids.com



$14 \div 2$



$40 \div 8$



$0 \div 1$



$16 \div 2$



$10 \div 5$



$0 \div 4$

PREVIEW

Gain complete access to the largest collection of worksheets in all subjects!

Members, please log in to download this worksheet.

Not a member? Please sign up to gain complete access.

www.mathworksheets4kids.com



$7 \div 7$



$9 \div 3$



$16 \div 4$



$6 \div 1$



$35 \div 5$

$49 \div 7$

$9 \div 1$

$4 \div 2$

PREVIEW

Gain complete access to the largest collection of worksheets in all subjects!

Members, please log in to download this worksheet.

Not a member? Please sign up to gain complete access.

www.mathworksheets4kids.com

$8 \div 4$

$25 \div 5$

$15 \div 3$

$32 \div 4$

$48 \div 8$