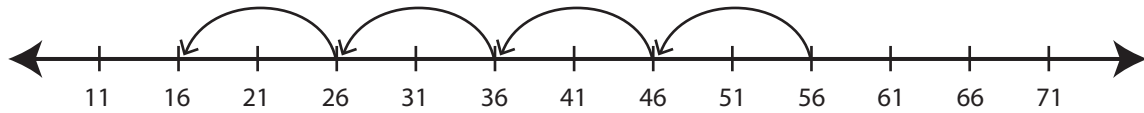


Recognizing Pattern

ES3

Describe the pattern followed by the hops in each number line.

1)



Start at 56. Subtract 10 each time.

2)



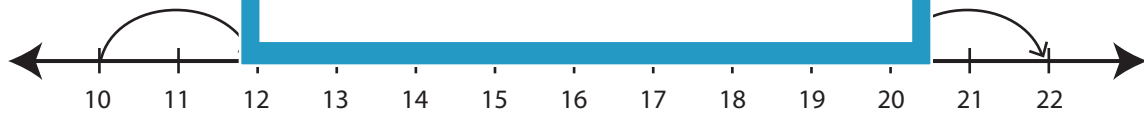
3)



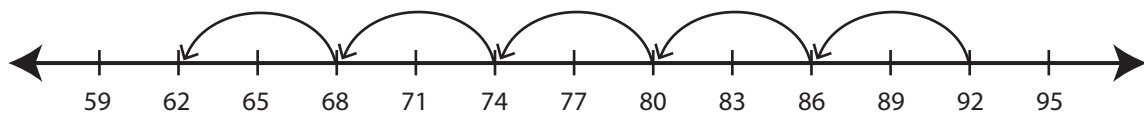
4)



5)



6)



PREVIEW

Gain complete access to the largest
collection of worksheets in all subjects!

Members, please
log in to
download this
worksheet.

Not a member?
Please sign up to
gain complete
access.

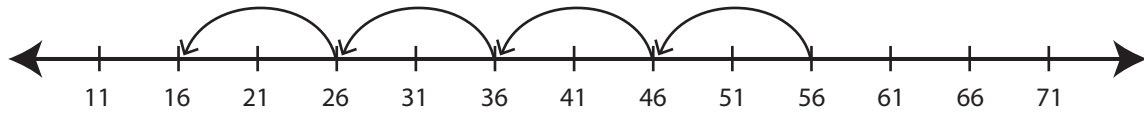
www.mathworksheets4kids.com

Recognizing Pattern

ES3

Describe the pattern followed by the hops in each number line.

1)



Start at 56. Subtract 10 each time.

2)



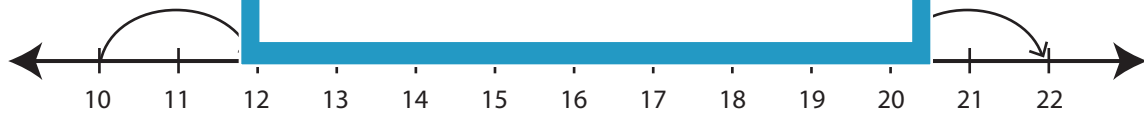
3)



4)

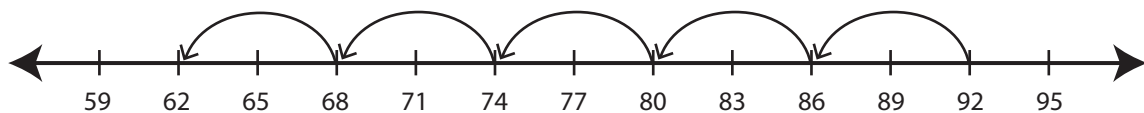


5)



Start at 10. Add 2 each time.

6)



Start at 92. Subtract 6 each time.

PREVIEW

Gain complete access to the largest collection of worksheets in all subjects!

Members, please log in to download this worksheet.

Not a member? Please sign up to gain complete access.

www.mathworksheets4kids.com