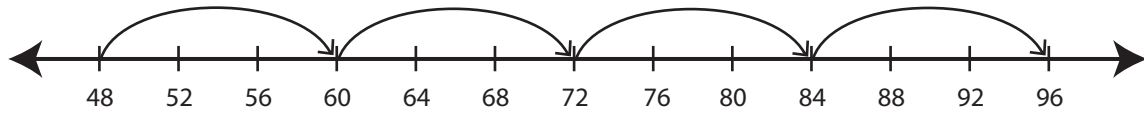


Recognizing Pattern

MS2

Describe the pattern followed by the hops in each number line.

1)



Start at 48. Add 12 each time.

2)



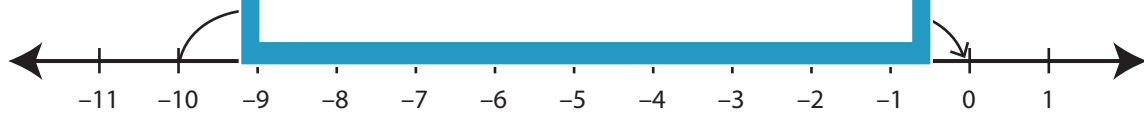
3)



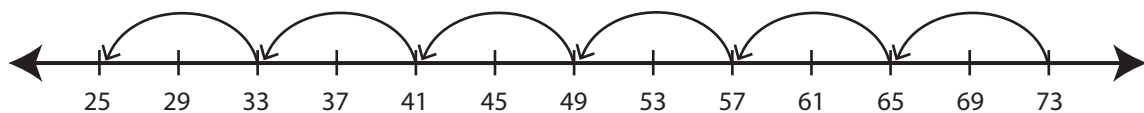
4)



5)



6)



PREVIEW

Gain complete access to the largest
collection of worksheets in all subjects!

Members, please
log in to
download this
worksheet.

Not a member?
Please sign up to
gain complete
access.

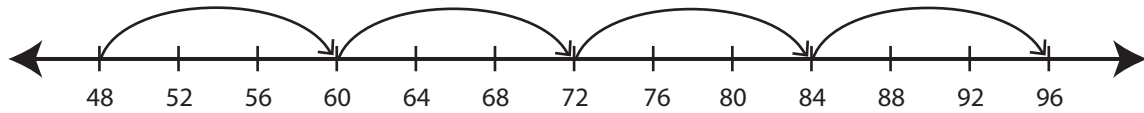
www.mathworksheets4kids.com

Recognizing Pattern

MS2

Describe the pattern followed by the hops in each number line.

1)



Start at 48. Add 12 each time.

2)



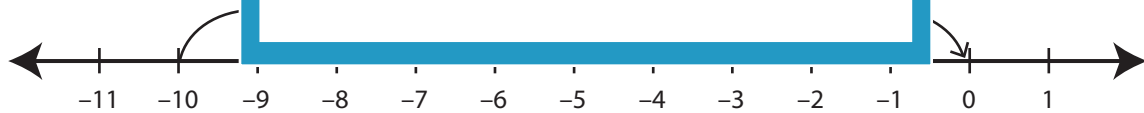
3)



4)

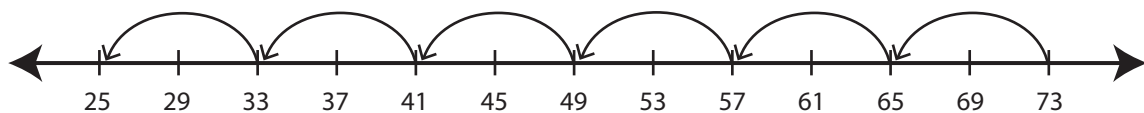


5)



Start at -10. Add 2 each time.

6)



Start at 73. Subtract 8 each time.