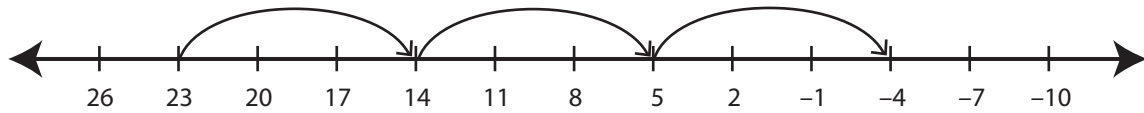


## Recognizing Pattern

MS3

Describe the pattern followed by the hops in each number line.

1)



Start at 23. Subtract 9 each time.

2)



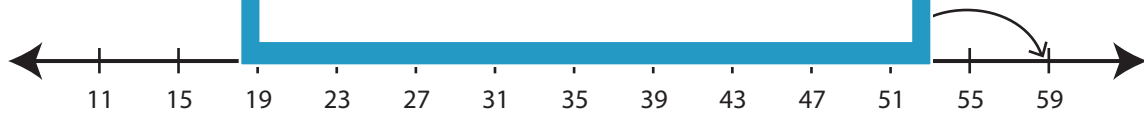
3)



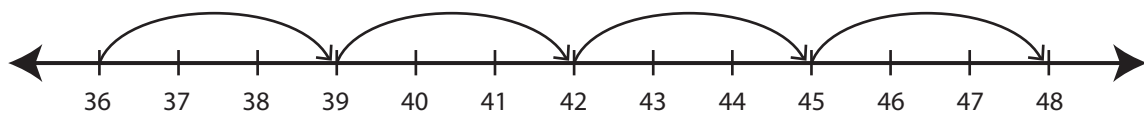
4)



5)



6)



# PREVIEW

Gain complete access to the largest collection of worksheets in all subjects!

Members, please log in to download this worksheet.

Not a member? Please sign up to gain complete access.

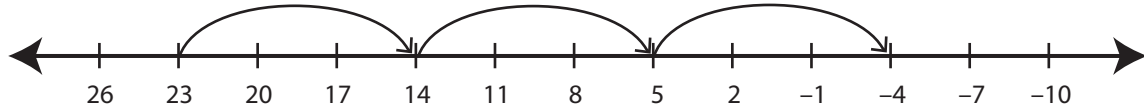
[www.mathworksheets4kids.com](http://www.mathworksheets4kids.com)

## Recognizing Pattern

MS3

Describe the pattern followed by the hops in each number line.

1)



**Start at 23. Subtract 9 each time.**

2)



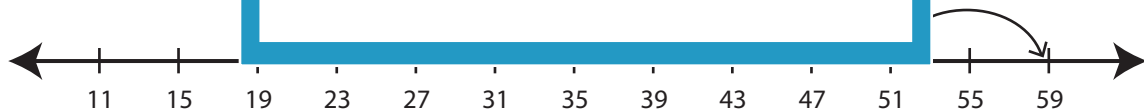
3)



4)

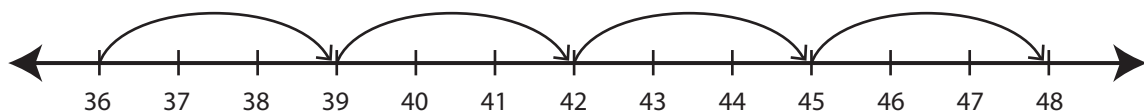


5)



**Start at 19. Add 8 each time.**

6)



**Start at 36. Add 3 each time.**

# PREVIEW

Gain complete access to the largest  
collection of worksheets in all subjects!

Members, please  
log in to  
download this  
worksheet.

Not a member?  
Please sign up to  
gain complete  
access.

[www.mathworksheets4kids.com](http://www.mathworksheets4kids.com)